



ADIF



ADIN

Model ADIF ultra-compact drop-in tray dispenser.

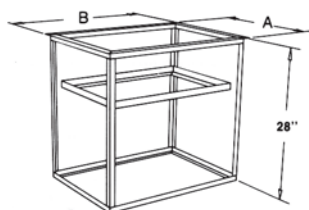
Model ADIN ultra-compact built-in tray dispenser.
(No flange)

FRAME

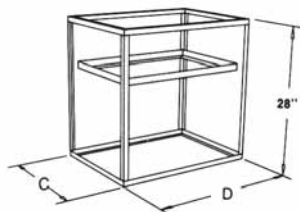
The frame is constructed of all welded heavy gauge stainless steel. Model ADIF has a full perimeter stainless steel supporting flange for drop-in use.

DISPENSING MECHANISM

(Both Models) The tray carrier is constructed of all welded 16 ga. stainless steel. It is connected to a self-leveling suspension system consisting of a series of coil springs and ball bearing guides designed to keep the carrier level at all times. The dispensing height of the trays is adjustable for varying weights by engaging or disengaging individual springs.



MODEL ADIF



MODEL ADIN

LIMITED WARRANTY: PIPER PRODUCTS warrants to the original purchaser parts and labor for a period of twelve (12) months from the date of purchase. See manufacturer's complete warranty for details.

It is our policy to build equipment which is design certified by companies that have been accredited at the Federal Level by the Occupational Safety and Health Agency (OSHA) and ANSI as a National Recognized Testing Laboratory. These companies include CSA International, Underwriters Laboratories, and the National Sanitation Foundation. However, a continuing program of product improvement makes it necessary to submit new models to the agencies as they are developed. Consequently, all models may not bear the appropriate labels at all times.

We reserve the right to change specifications and product design without notice. Such revisions do not entitle buyer to corresponding changes, improvements, additions or replacements for previously purchased equipment. Information is not for design purposes.

JOB _____ ITEM # _____ QTY # _____

MODEL NUMBER

☐ ADIF

☐ ADIN

ADIF (DROP IN)				
TRAY SIZE	A (TOP WIDTH)	B (TOP LENGTH)	BASE SIZE	COUNTER CUTOUT
10 X 14	14-15/16	19	13-1/4 X 17-5/16	13-11/16 X 17-3/4
12 X 16	16-3/4	20-3/4	15-1/16 X 19-1/16	15-1/2 X 19-1/2
14 X 18	18-1/4	22-1/4	16-9/16 X 20-9/16	17 X 21
15 X 20	19-1/4	25-1/8	17-9/16 X 23-7/16	18 X 23-7/8
17 X 21	21-5/8	25-1/4	19-15/16 X 23-9/16	20-3/8 X 24
16 X 22	20-3/4	26-3/4	19-1/16 X 25-1/16	19-1/2 X 25-1/2
10 X 20	14-3/4	23-3/4	13-1/16 X 22-1/16	13-1/2 X 22-1/2
14 X 20	18-13/16	25-1/8	17-1/8 X 23-7/16	17-9/16 X 23-7/8
20 X 20	24-1/4	24-1/4	22-9/16 X 22-9/16	23 X 23

ADIN (BUILT IN)				
TRAY SIZE	C (BASE WIDTH)	D (BASE LENGTH)	BASE SIZE	COUNTER CUTOUT
10 X 14	13-1/4	17-5/16	N/A	11-11/16 X 15-3/4
12 X 16	15-1/16	19-1/16	N/A	13-1/2 X 17-1/2
14 X 18	16-9/16	20-9/16	N/A	15 X 19
15 X 20	17-9/16	23-7/16	N/A	16 X 21-7/8
17 X 21	19-15/16	23-9/16	N/A	18-3/8 X 22
16 X 22	19-1/16	25-1/16	N/A	17-1/2 X 23-1/2
10 X 20	13-1/16	22-1/16	N/A	11-1/2 X 20-1/2
14 X 20	17-1/8	23-7/16	N/A	15-9/16 X 21-7/8
20 X 20	22-9/16	22-9/16	N/A	21 X 21

Capacity: Approximately 90-140 trays.

Shipping weight 40lbs.

SPEC D-12

PIPER PRODUCTS
BUILT TO LAST
www.piperonline.net

300 S. 84th Avenue
Wausau, WI 54401
Phone: 800-544-3057
Fax: 715-842-3125

JOB _____ ITEM # _____ QTY # _____

ULTRA-COMPACT, DROP-IN OR BUILT-IN TYPE

MODEL NUMBER

☐ ADIF

☐ ADIN



ADIF-2020-14OZ

MODEL ADIF (DROP-IN)

MODEL ADIN (BUILT-IN)

CAPACITY - Up to 192 glasses or 175 cups.



MODEL ADIF

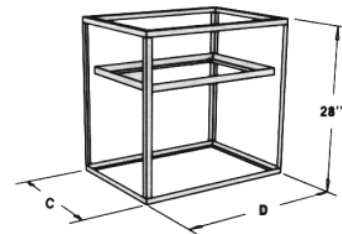
SPECIFICATIONS

Model ADIF ultra-compact drop-in cup and glass dispenser.

Model ADIN ultra-compact built-in cup and glass dispenser. (No flange)

FRAME: The frame is constructed of all welded heavy gauge stainless steel. Model ADIF has a full perimeter stainless steel supporting flange for drop-in use.

DISPENSING MECHANISM: (Both Models) The rack carrier is constructed of all welded 16 ga. stainless steel. It is connected to a self-leveling suspension system consisting of a series of coil springs and ball bearing guides designed to keep the carrier level at all times. The dispensing height of the racks is adjustable for varying weights by engaging or disengaging individual springs.



MODEL ADIN

CUP & GLASS DISPENSERS

MODEL#	DESCRIPTION	HEIGHT	WT.	TOP WIDTH	TOP LENGTH	BASE SIZE	COUNTER CUTOUT
ADIF-2020-14OZ	DROP-IN	28"	45	24-1/4	24-1/4	22-9/16 X 22-9/16	23 X 23

MODEL#	DESCRIPTION	HEIGHT	WT.	BASE WIDTH	BASE LENGTH	COUNTER CUTOUT
ADIN-2020-14OZ	BUILT-IN	28"	45	22-9/16	22-9/16	21 X 21

LIMITED WARRANTY: PIPER PRODUCTS warrants to the original purchaser parts and labor for a period of twelve (12) months from the date of purchase. See manufacturer's complete warranty for details.

It is our policy to build equipment which is design certified by companies that have been accredited at the Federal Level by the Occupational Safety and Health Agency (OSHA) and ANSI as a National Recognized Testing Laboratory. These companies include CSA International, Underwriters Laboratories, and the National Sanitation Foundation. However, a continuing program of product improvement makes it necessary to submit new models to the agencies as they are developed. Consequently, all models may not bear the appropriate labels at all times.

We reserve the right to change specifications and product design without notice. Such revisions do not entitle buyer to corresponding changes, improvements, additions or replacements for previously purchased equipment. Information is not for design purposes.

SPEC D-13

PIPER PRODUCTS
BUILT TO LAST
www.piperonline.net

300 S. 84th Avenue
Wausau, WI 54401
Phone: 800-544-3057
Fax: 715-842-3125