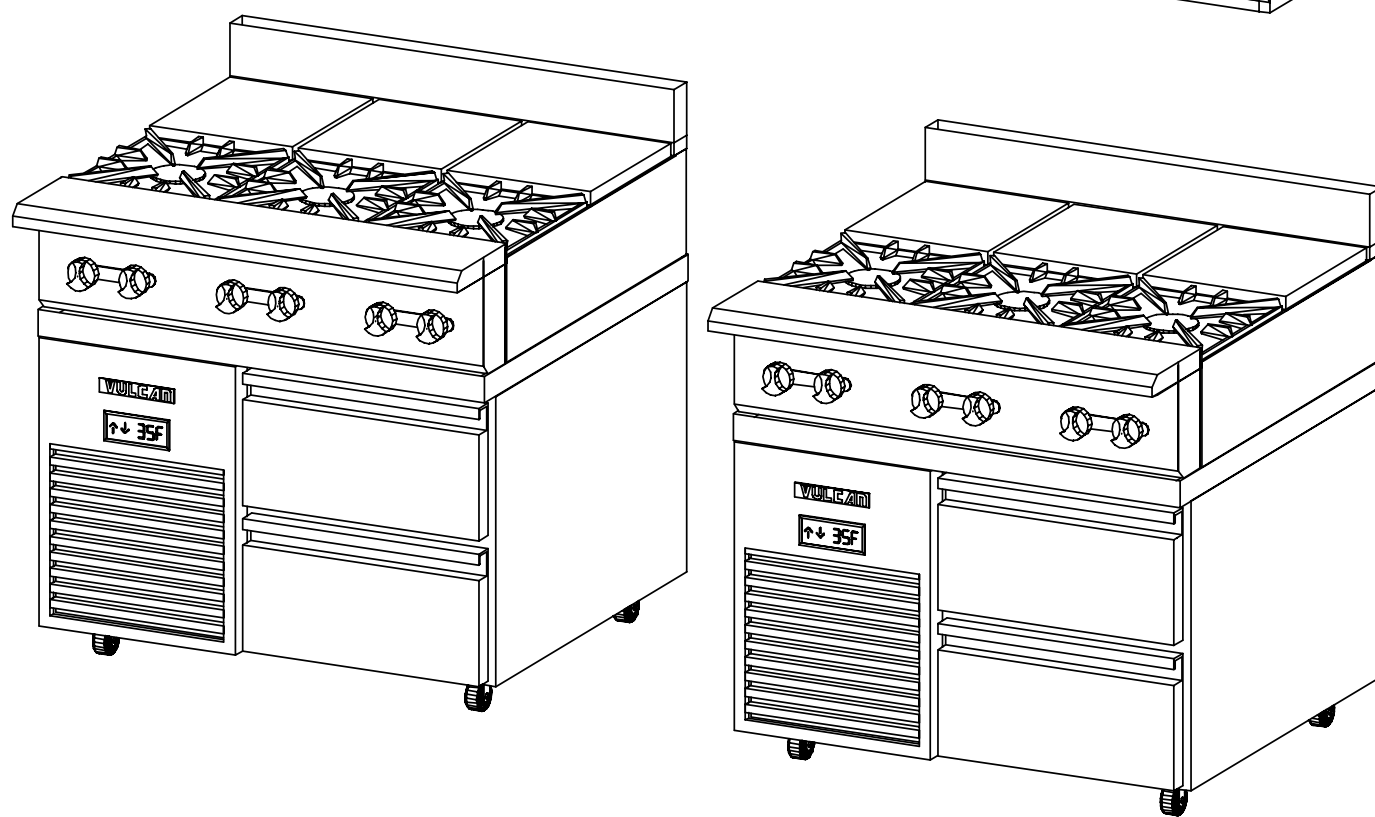
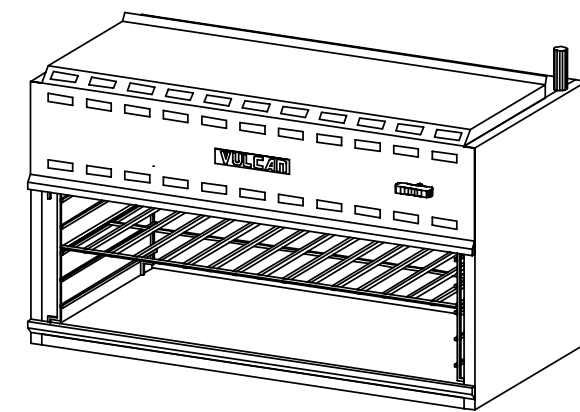
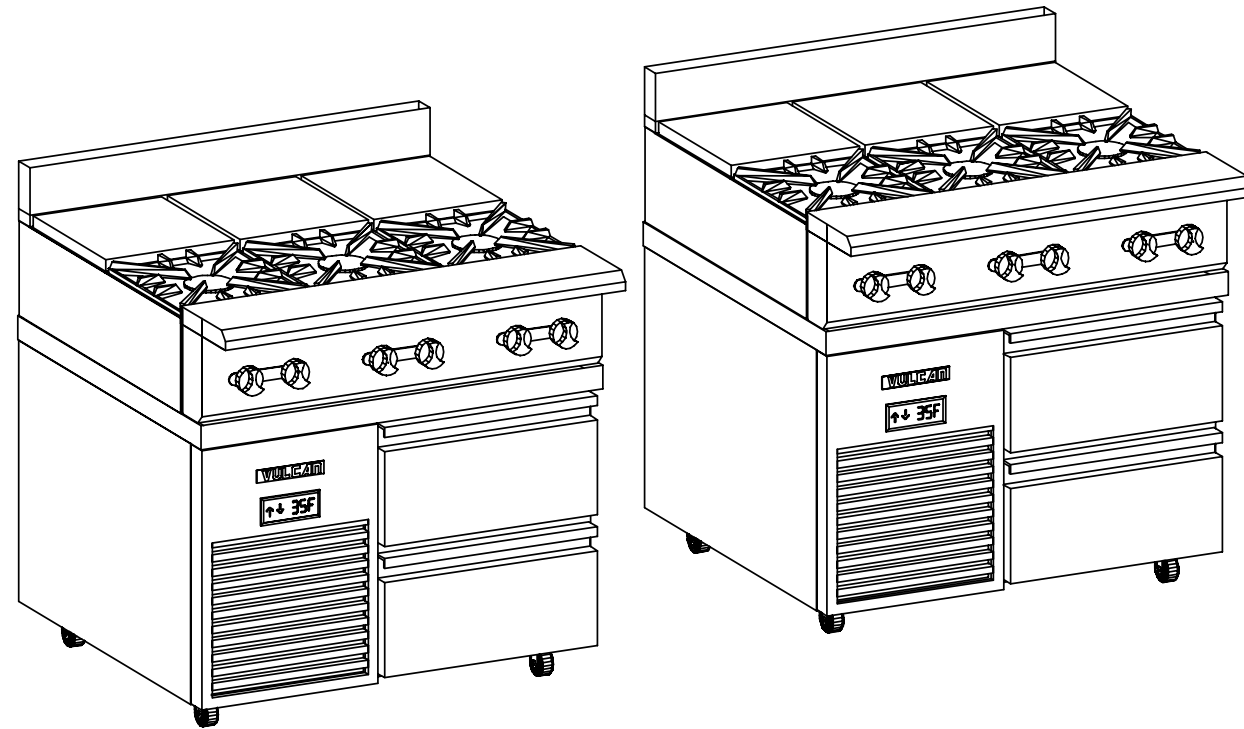
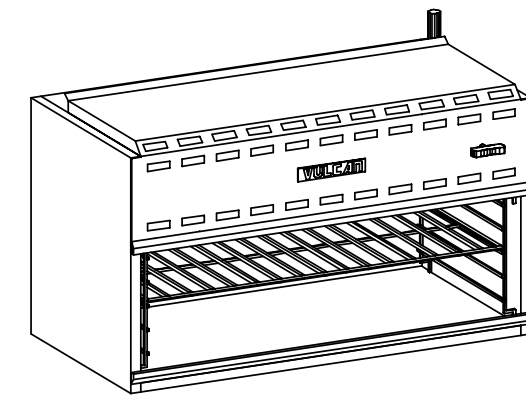


|          |      |                         |                          |
|----------|------|-------------------------|--------------------------|
| 9        | 1 EA | BY OETHERSCHEESE METLER | PASS THRU                |
| 30 MBTU  | 0.75 | 78 AFF                  |                          |
| 328      | 1 EA | ARS36                   | REFRIGERATED BASE        |
| 120 (1)  | 6.7A | 5-15                    |                          |
| 329      | 1 EA | V6836                   | RANGE 3 HALF TOPS        |
| 185 MBTU | 1.25 | 32 AFF                  |                          |
| 332      | 1 EA | ARS36                   | REFRIGERATED BASE        |
| 120 (1)  | 6.7A | 5-15                    |                          |
| 333      | 1 EA | V6836                   | RANGE 3 HALF TOPS        |
| 185 MBTU | 1.25 | 32 AFF                  |                          |
| 334      | 1 EA | V1CM36                  | CHEESE MELTER WALL MOUNT |
| 30 MBTU  | 0.75 | 78 AFF                  |                          |



#### GENERAL NOTES - PLEASE READ

VENTILATION:  
ALL COOKING EQUIPMENT MUST BE VENTILATED BY AN APPROVED APPLIANCE IN ACCORDANCE WITH ALL APPLICABLE CODES.

FIRE SUPPRESSION:  
ALL COOKING EQUIPMENT MUST BE PROTECTED BY AN APPROVED FIRE SUPPRESSION SYSTEM IN ACCORDANCE WITH ALL APPLICABLE CODES.

CONNECTIONS:  
ALL PIPING, FITTINGS, AND INTERCONNECTION SERVICES SHOWN ARE TO BE SUPPLIED AND INSTALLED BY LICENSED CONTRACTORS IN ACCORDANCE WITH ALL LOCAL CODES.

GAS CONNECTIONS:  
EXTERNAL GAS REGULATORS, FLEXIBLE GAS LINES AND RESTRAINING CABLES PROVIDED WITH THE EQUIPMENT MUST BE INSTALLED BY LICENSED CONTRACTORS IN ACCORDANCE WITH ALL LOCAL CODES. INCOMING GAS MANIFOLD SUPPLY PRESSURE MUST NOT EXCEED 0.5 PSI (4" W.C.)

BY OTHERS:  
VERIFY ALL EQUIPMENT LISTED AS BY OTHERS FOR SIZE AND MECHANICAL SERVICE REQUIREMENTS.

NOTE:  
IN LINE WITH THE POLICY TO CONTINUALLY IMPROVE ITS PRODUCTS, THE MANUFACTURERS RESERVE THE RIGHT TO CHANGE MATERIALS AND SPECIFICATIONS WITHOUT NOTICE.

|   |                   |
|---|-------------------|
| ● | CONNECTION POINT  |
| ○ | COLD WATER        |
| ○ | HOT WATER         |
| ○ | HOT + COLD WATER  |
| ○ | DRAIN             |
| ○ | POWER             |
| ○ | SWITCH            |
| ○ | CORD SET          |
| ○ | CONV. OUTLET RECP |
| ○ | DUPLEX RECP/TACLE |
| ○ | SINGLE RECP/TACLE |
| ○ | GAS               |
| ○ | STEAM SUPPLY      |
| ○ | STEAM RETURN      |
| ○ | STEAM TAKE OFF    |
| ○ | EXHAUST VENT      |
| ○ | SUPPLY VENT       |
| ○ | REFRIGERATION     |

09-01-2022

PROJECT CODE  
TBE06

#### NEXT STEP DESIGN

913 A West Street  
Annapolis, MD 21401  
410-263-1200

SCALE:  
AS NOTED  
DATE: 09-01-2022  
DRAWN BY: DDB  
VH-TBE06