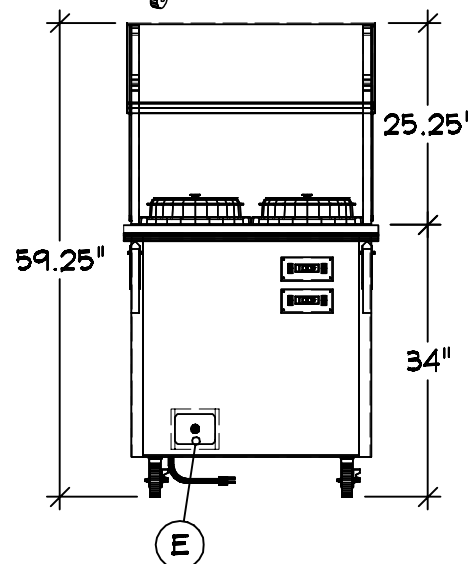
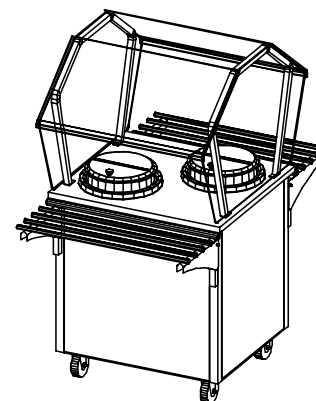
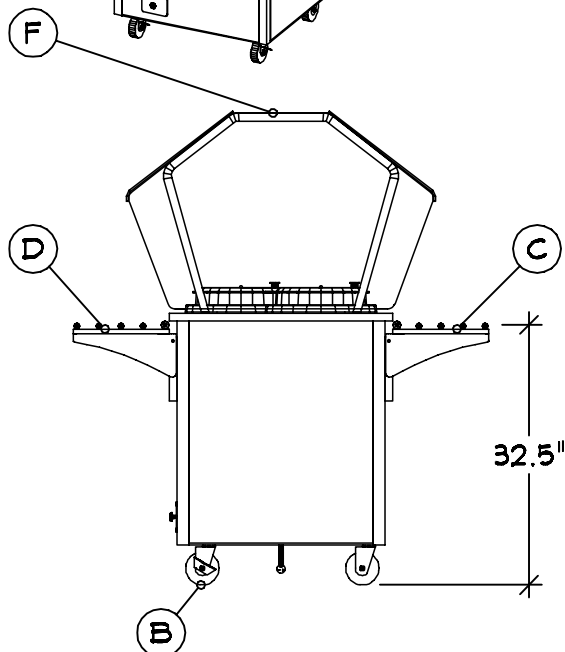
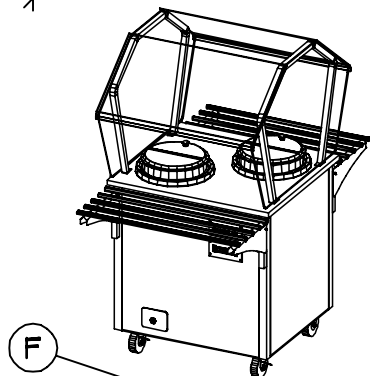
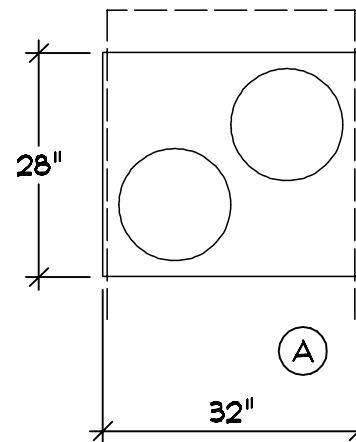


A Top Layout Operator L-R  
 (2) 36464 DropIn 11 Qt  
 Soup Wells With Drain  
 Staggered Locations



Server 1 | Qty 1  
 Utility Counter  
 A Custom Counter Width  
 B Casters : 4" (2) w/Brakes  
 C Customer Side Tubular  
 Tray Slide  
 D Operator Side Tubular  
 Tray Slide  
 E Drain : 1½" w/ Ball Valve  
 F ECONOMY Breath Guard  
 NSF Double Side Buffet  
 Full Width S-S  
 End Panels Both Sides

Finishes And Materials  
 Top : 18 Ga SST  
 Body : Standard Black  
 Trim : Standard SST  
 Tray Rail : 18 Ga SST  
 Breath Grd : Polished SST

VOLTS 120  
 1  
 12.0A  
 60  
 1  
 ELECTRICAL  
 NEMA 5-20

PLUMBING CW: -  
 HW: -  
 WASTE: (1) Ø.5" INDIRECT

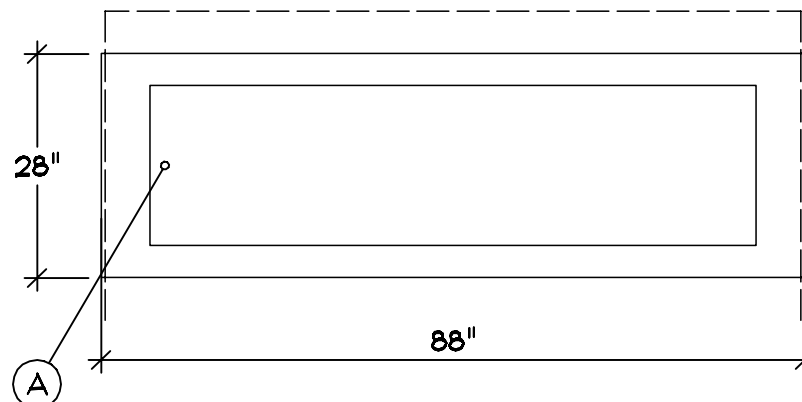
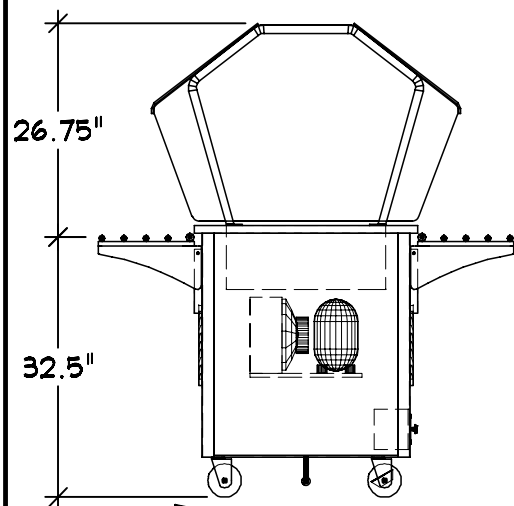
TARGET

TARGET HOSPITALITY - MAIN CAMP

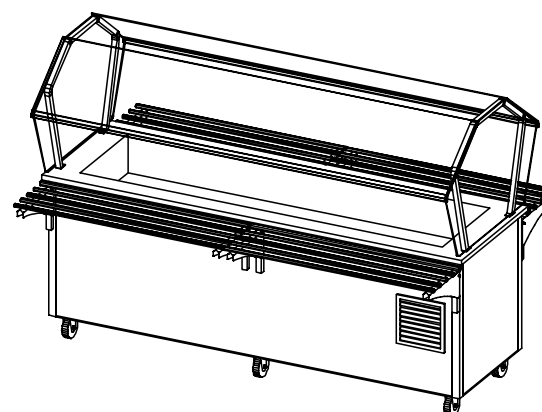
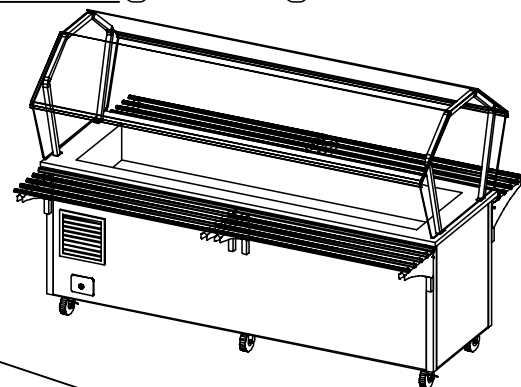


07-02-22  
 COPYRIGHT 2022  
 SHEBOYGAN, WI

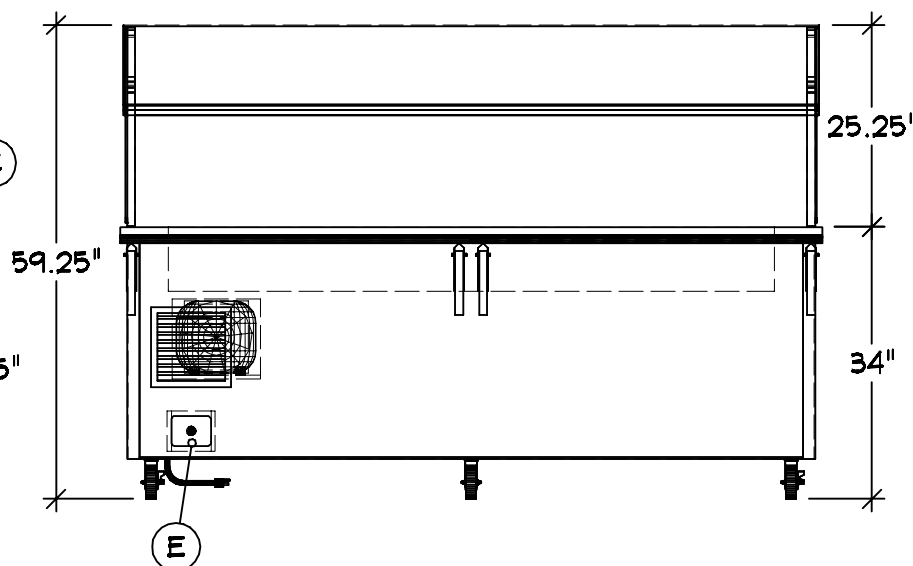
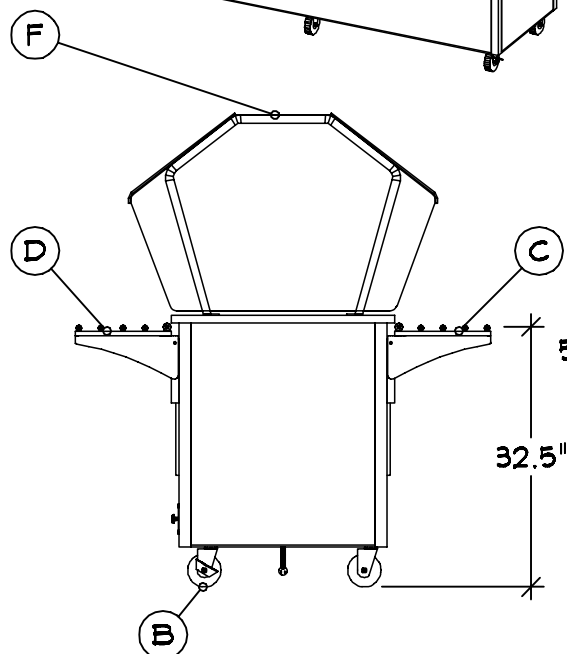
THE VOLLRATH CO., LLC



Server 2 | Qty 1  
 Cold Food Counter  
 A (1) 6 Pan Cold Well  
 B Casters : 4" (2) w/Brakes  
 C Customer Side Tubular  
 Tray Slide  
 D Operator Side Tubular  
 Tray Slide  
 E Drain : 1½" w/ Ball Valve  
 F ECONOMY Breath Guard  
 NSF Double Side Buffet  
 Full Width S-S  
 End Panels Both Sides



Finishes And Materials  
 Top : 18 Ga SST  
 Body : Standard Black  
 Trim : Standard SST  
 Tray Rail : 18 Ga SST  
 Breath Grd : Polished SST



VOLTS 120  
 1  
 7.8 A  
 60  
 1  
 ELECTRICAL  
 NEMA 5-15

PLUMBING CW: -  
 HW: -  
 WASTE: (1) Ø.5" INDIRECT

TARGET

TARGET HOSPITALITY - MAIN CAMP

**VOLLRATH**

07-02-22  
 COPYRIGHT 2022  
 SHEBOYGAN, WI

THE VOLLRATH CO., LLC

## GENERAL NOTES - PLEASE READ

### CONFIGURATION:

THESE DRAWINGS ARE TO BE USED IN CONJUNCTION WITH THE PREPARED QUOTATION AND MUST BE RECONCILED PRIOR TO RELEASE FOR FABRICATION.

### DIMENSIONS:

ALL DIMENSIONS SHOWN ARE  $\pm 1/4"$

### CONNECTIONS:













ALL PIPING, FITTINGS, AND INTERCONNECTION SERVICES SHOWN ARE TO BE SUPPLIED AND INSTALLED BY LICENSED CONTRACTORS IN ACCORDANCE WITH ALL LOCAL CODES.

### BY OTHERS:

VERIFY ALL EQUIPMENT LISTED AS BY OTHERS FOR SIZE AND MECHANICAL SERVICE REQUIREMENTS.

### NOTE:

IN LINE WITH THE POLICY TO CONTINUALLY IMPROVE ITS PRODUCTS, THE MANUFACTURE RESERVES THE RIGHT TO CHANGE MATERIALS AND SPECIFICATIONS WITHOUT NOTICE.

	CONNECTION POINT
	COLD WATER
	HOT WATER
	HOT + COLD WATER
	DRAIN
	POWER
	SWITCH
	CORD SET
	CONV OUTLET RECP
	DUPLEX RECPTACLE
	SINGLE RECPTACLE
	REFRIGERATION



## CONFIDENTIAL DESIGN

The Vollrath Company, L.L.C. ("Vollrath") considers this new design proprietary and confidential. Due to the existing relationship of trust and good faith between Vollrath and Recipient, Vollrath is providing this proprietary and confidential design and related information to Recipient with the understanding that Recipient will maintain such design and information in secrecy and will not directly or indirectly use, disseminate, or otherwise disclose this proprietary and confidential information to any outside person or organization without the express written prior consent of The Vollrath Company, L.L.C.

07-02-2022

07-02-2022 : 08:18:46a

TARGET

TARGET HOSPITALITY - MAIN CAMP



THE VOLLRATH CO., LLC

07-02-22

COPYRIGHT 2022  
SHEBOYGAN, WI