



Quote

09/10/2020

To:
All Bidders

Project:
Rev #2 - SRM Lima Cafeteria

From:
Vollrath Company LLC
Farron Scheuneman
1236 North 18th Street
PO Box 611
Sheboygan, WI 53082-0611
920-457-4851
800-342-4078 6606 (Contact)

Job Reference Number: 29260

Payment - Standard payment terms are 50% with order, 35% prior to ship and 15% on net 30 days from Date of Invoice, unless otherwise agreed.


Pricing - All quoted prices to Buyer are valid for 90 days from the quoted date, after which time they are subject to change at Seller's discretion.

Storage Fees - In the event Buyer receipt of shipment is delayed 10 business days or more beyond the scheduled and agreed to date, Buyer shall compensate Seller \$100 per day per trailer for storage of completed goods or work in process whether stored at Seller's facility or an independent storage company's facility.

Change Fees - Any changes made by Buyer after Sellers receipt of purchase order and drawing sign off are subject to change fees determined and assessed at the discretion of Seller.

Expediting Fees - Seller will respond to requests to expedite fabrication and shipment on request. Expediting is subject to additional fees, which need to be agreed to and paid by Buyer.

Item	Qty	Description	List Each	Discount	Net Each	Net Total
------	-----	-------------	-----------	----------	----------	-----------

26	1 ea	SERVING COUNTER, UTILITY	\$7,199.30	50/10/5	\$3,077.70	\$3,077.70
 Vollrath Model No. M37022 4-Series Signature Server® Utility Serving Counter, 60"W x 28"D x 34"H, 16/300 series stainless steel top with 1" turndown on all sides, enclosed base, 18/400 series stainless steel unibody construction, cULus, NSF, Made in USA Modified:						
			\$0.00		\$0.00	\$0.00
		Three Drop In Induction Cookers Length ~52" L Depth ~25" D				
	3 ea	59501 Mirage® Commercial Induction Range, drop-in, single hob, 12-1/2"W x 14-1/2"D x 2-7/8"H, ceramic top, vertical control panel, adjustable temperature control, digital display, (180) minute timer, overheat protection, small-article detection, pan auto-detection function, empty-pan shut-off, 1.4kW, 120v/50/60/1-ph, 12 amps, power cord with NEMA 5-15P, cULus, NSF, FCC, imported	\$1,198.60	50/10/5	\$512.40	\$1,537.20
	1 ea	1 year parts & labor warranty	\$0.00		\$0.00	\$0.00
	1 ea	1 year warranty against defects in materials & workmanship	\$0.00		\$0.00	\$0.00
	1 st	SS5CASTERS 4-Series Signature Server® Swivel Casters, 5"H, (2) braked, adds 1" to unit height	\$0.00		\$0.00	\$0.00
	1 ea	36694 All Stainless finish for 4-Series Signature Server® with stainless steel countertops, 60"W models	\$1,380.00	50/10/5	\$589.95	\$589.95
	1 ea	No breath guard	\$0.00		\$0.00	\$0.00
	1 ea	36983 Open Storage, for 60"W 4-Series Signature Server®, with reinforced bottom shelf (Bag-In-A-Box), 16-1/2"H opening (opening width depends on unit type), stainless steel	\$1,344.80	50/10/5	\$574.90	\$574.90
	1 ea	36993 Mid Shelf, for 60"W 4-Series Signature Server®, for open storage with bottom shelf (shelf width depends on unit type) (Bag-In-A-Box), stainless steel	\$1,274.20	50/10/5	\$544.72	\$544.72
	Class 100 Weight: 644.08 lbs total					
Total for item 26						\$6,324.47
Grand Total						\$6,324.47

Prices Good Until: 07/31/2021

Thank you for the opportunity to quote this project!

James Edson

Project Developer, THE VOLLRATH CO., LLC

Phone: 585.337.3826 | james.edson@vollrathco.com | vollrath.com



Outperform every day.™

Project:

Item Number:

Quantity:

Signature Server® Utility Stations with Stainless Steel Counters



ITEMS

Item No.	Length	Height
37020		34" (86 cm)
36120	28" (71 cm)	30" (76 cm)
36220		27" (76 cm)
37021		34" (86 cm)
36121	46" (117 cm)	30" (76 cm)
36221		27" (76 cm)
37022		34" (86 cm)
36122	60" (152 cm)	30" (76 cm)
36222		27" (76 cm)
37023		34" (86 cm)
36123	74" (188 cm)	30" (76 cm)
36223		27" (76 cm)
98711	88" (224 cm)	34" (86 cm)

STANDARD FEATURES

- Reinforced stainless steel unibody construction provides extra durability in a lightweight, mobile base
- Base is 18-gauge 400 series stainless steel with applied black laminate
- Top is one-piece 16-gauge 300 series stainless steel
- Heavy-duty 4" (10 cm) swivel casters with brakes

Note: Signature Server® equipment orders cannot be canceled or returned.

WARRANTY

All models shown come with Vollrath's standard warranty against defects in materials and workmanship. For full warranty details, please refer to www.Vollrath.com.

OPTIONS

BASE COLOR

- ☐ Black Laminate (Standard)
☐ Matte Laminate. Specify manufacturer/color:

☐ Wood Grain. Specify manufacturer/color:

☐ Stainless Steel

Vinyl Wrap

- ☐ Food Words ☐ Food Images
☐ Bubbles ☐ Checkerboard

COUNTERTOP MATERIAL

- ☐ 18 Ga Stainless Steel (Standard)
☐ 14 Ga Stainless Steel
☐ Textured Stainless Steel

BREATH GUARD STYLE

See Breath Guard Spec Sheet.

For Stainless Steel Countertops Only

- ☐ Classic Cafeteria, Single Shelf ☐ NSF ☐ Stnd
☐ Classic Cafeteria, Dbl. Shelf ☐ NSF ☐ Stnd
☐ Classic Economy Buffet ☐ NSF ☐ Stnd
☐ Access® - Adjustable ☐ NSF ☐ Stnd
☐ Access® - Non-Adjustable ☐ NSF ☐ Stnd

Traditional Style

- ☐ Double-Sided Buffet ☐ NSF ☐ Stnd
☐ Single-Sided Buffet ☐ NSF ☐ Stnd
☐ Single-Sided Buffet w/ Shelf ☐ NSF ☐ Stnd
☐ Cafeteria with Top Shelf ☐ NSF ☐ Stnd
☐ Vertical Cafeteria ☐ NSF ☐ Stnd

Progressive Style

- ☐ Double-Sided Buffet ☐ NSF ☐ Stnd
☐ Single-Sided Buffet w/ Shelf ☐ NSF ☐ Stnd
☐ Single-Sided Buffet ☐ NSF ☐ Stnd
☐ Cafeteria with Top Shelf ☐ NSF ☐ Stnd

Contemporary Style

- ☐ Double-Sided Buffet ☐ NSF ☐ Stnd
☐ Single-Sided Buffet w/ Shelf ☐ NSF ☐ Stnd
☐ Single-Sided Buffet ☐ NSF ☐ Stnd
☐ Cafeteria with Top Shelf ☐ NSF ☐ Stnd

BREATH GUARD COLOR

Progressive and Traditional

- ☐ Gray Hammer (Progressive Only)
☐ Aluminum (Traditional Only)
☐ Chrome ☐ Brass Powder Coat
☐ Blk. 80% Gloss ☐ Blk. Hammer Semi-Gloss
☐ Copper Vein ☐ White Hammer
☐ Silver Vein ☐ Black/White

Contemporary

- ☐ Brushed Stainless Steel ☐ Black 80% Gloss
☐ Brass Powder Coat

CUSTOM OPTIONS

Contact Vollrath Representative for all options.

- ☐ Toe Kick ☐ Electrical Outlet
☐ Back Splash ☐ Custom

EXTENDED WARRANTY

Contact Vollrath Representative for details.

ACCESSORIES

See Signature Server Accessories Spec Sheet.

Plate Rest w/ Mounting Kit (Stainless Steel)

- ☐ Customer Side ☐ Plain ☐ Textured
☐ Operator Side ☐ Plain ☐ Textured

Tray Slide, V-rib (Stainless Steel)

- ☐ Customer Side ☐ 18 Ga ☐ 14 Ga
☐ Operator Side ☐ 18 Ga ☐ 14 Ga

Tray Slide, Tubular (Stainless Steel)

- ☐ Customer Side ☐ Operator Side

Cutting Board

- ☐ Maple Hardwood ☐ White Poly

End Shelf (Stainless Steel)

- ☐ Operator Left ☐ Operator Right
☐ Operator Left and Operator Right

Storage Module

- ☐ With Doors ☐ Without Doors

Bag in Box

- ☐ Stainless Steel ☐ With Doors
☐ Galvanized ☐ Without Doors

Stationary Legs

- ☐ Adjustable 4-5" ☐ 4" Fixed ☐ 6" Fixed

Line Locks

- ☐ Line Locks

Approvals

Date

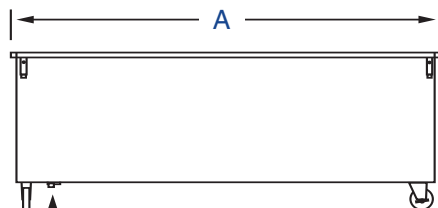
Due to continued product improvement, please consult www.vollrath.com for current product specifications.

Signature Server® Utility Stations with Stainless Steel Counters

DIMENSIONS (Shown in inches (cm))

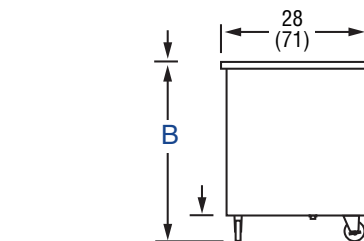


Top View



Power Supply Cord/Plug

Operator Side View

Clearance between base
and floor 5 1/4 (13.3)

End View

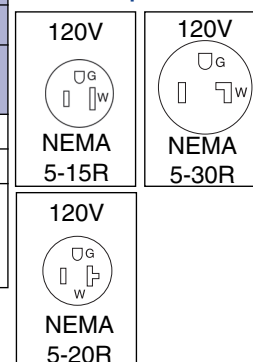
Item No.	(A) Length	(B) Height
37020	28 (71)	34 (86)
36120		30 (76)
36220		27 (69)
37021	46 (117)	34 (86)
36121		30 (76)
36221		27 (69)
37022	60 (152.4)	34 (86)
36122		30 (76)
36222		27 (69)
37023	74 (188)	34 (86)
36123		30 (76)
36223		27 (69)
98711	88 (224)	34 (86)

Note: For breath guard and accessory dimensions, see the breath guard and accessory spec sheets on vollrath.com

ELECTRICAL SPECIFICATIONS

Base Unit Voltage	Lighting/Heating Choice	Length In (cm)									
		28 (71)		46 (117)		60 (117)		74 (188)		88 (224)	
		Total Amps	NEMA Plug	Total Amps	Plug	Total Amps	Plug	Total Amps	Plug	Total Amps	Plug
120	Heat Strip	4.7	5-15P	5.1	5-15P	9.2	5-15P	12.6	5-15P	13.9	5-20P
	Heat Strip w/ Lights	5.7		7.1		11.2		15.6	5-20P	16.9	5-30P
	Fluorescent	0.2		0.3		0.6		0.6	5-15P	0.6	5-15P
	Incandescent	1		2		2		2.5		3	
	Infrared	4.2		6.3		8.4		10.5		12.5	

Receptacles



Note: Electrical specifications apply to utility stations that include a lighting option or heat strips. Base units do not have electrical power.

Note: Standard base with stainless steel countertop has a maximum load capacity of 250 LB (113.4 KG). Contact Vollrath for construction options to support heavier loads.



Outperform every day.™

www.vollrath.com

The Vollrath Company, L.L.C.

1236 North 18th Street
Sheboygan, WI 53081-3201 U.S.A.
Main Tel: 800.624.2051 or 920.457.4851
Main Fax: 800.752.5620 or 920.459.6573
Customer Service: 800.628.0830

Technical Services

techservicereps@vollrathco.com
Induction Products: 800.825.6036
Countertop Warming Products:
800.354.1970
All Other Products: 800.628.0832

© 2018 The Vollrath Company L.L.C.

Form Number L35360 3/29/18

Printed in USA



Project:

Item Number:

Quantity:

Mirage® Standard Drop-in Induction Range

The Vollrath Company, L.L.C.

MIRAGE® STANDARD DROP-IN INDUCTION RANGE



DESCRIPTION

The high-efficiency, standard drop-in induction range is designed for use in commercial kitchens and front-of-the-house cooking.

The induction range is equipped with a variety of safety features including:

- Over-heat protection
- Small-article detection
- Pan auto-detection function
- Empty-pan shut-off

ITEMS

59501 Drop-in Induction Range, 1400 Watts (US/Canada)

FEATURES

- Power and temperature control
- 100 power levels
- Temperature control in °F and °C
- Variable-speed knob for fast adjustment
- Fast, high temperature cooking
- Sensitive low-end control
- 180 minute timer
- Digital display is easy to clean and read
- 90% efficiency rating
- Control box displays HOT when drop-in is turned off if the top is still hot
- Drop-in has 6-ft. (1.8 meters) cord with plug
- Control box cord is 59 inches (1.5 meters)

WARRANTY

One year parts and labor. See Vollrath.com for full warranty details.

CLEARANCE AND ENVIRONMENT REQUIREMENTS

- This appliance is intended for use with induction-ready cookware. It is not intended to be used with aluminum pans with a metal disk on the bottom.
- All models require unrestricted intake and exhaust air ventilation for proper operation of the controls. The maximum intake temperature must not exceed 110°F (43°C). Temperatures are measured in ambient air while all appliances in the kitchen are in operation.
- Minimum clearance of 2 inches (7.6 cm) at the sides and 12 inches (30.5 cm) below.

AGENCY LISTINGS



This device complies with Part 18 FCC Rules.

Due to continued product improvement, please consult www.vollrath.com for current product specifications.

Approvals	Date

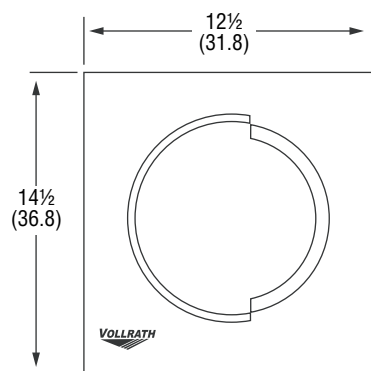


The Vollrath Company, L.L.C.

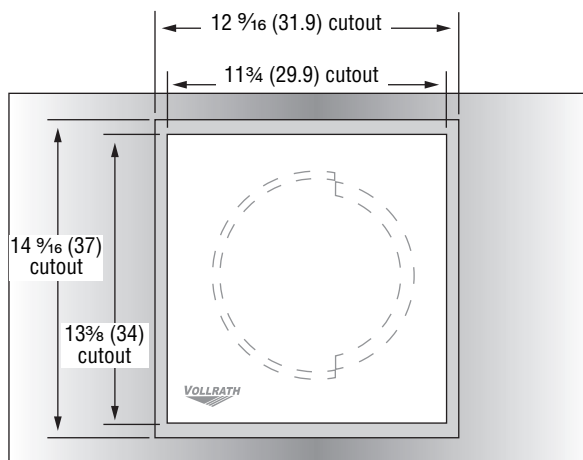
1236 North 18th Street
Sheboygan, WI 53081-3201 U.S.A.
Main Tel: 800.624.2051 or 920.457.4851
Main Fax: 800.752.5620 or 920.459.6573
Customer Service: 800.628.0830
Canada Customer Service: 800.695.8560

Technical Services

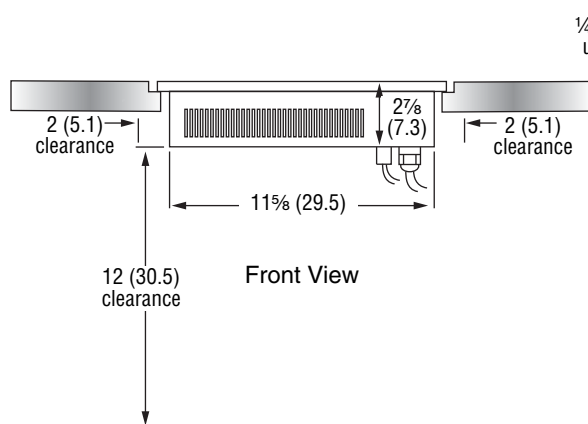
techservicereps@vollrathco.com
Induction Products: 800.825.6036
Countertop Warming Products: 800.354.1970
All Other Products: 800.628.0832

MIRAGE® STANDARD DROP-IN INDUCTION RANGE**DIMENSIONS** (Shown in inches (cm))

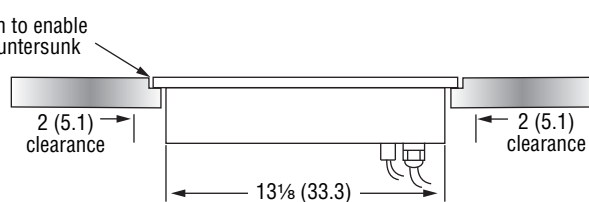
Top View



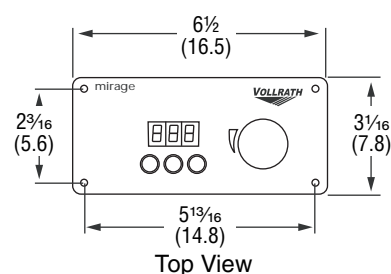
Top View



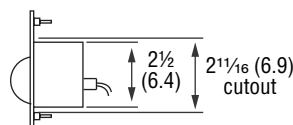
Front View



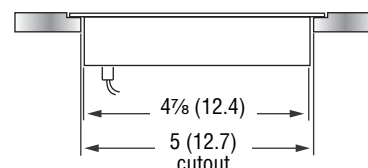
Side View

Control Box

Top View



Side View

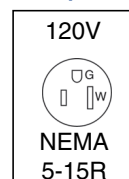


Front View

SPECIFICATIONS

Item No.	Max Pan Diameter* IN (CM)	Volts	Watts	Amps	Phase	Hz	Plug	Weight LB (KG)
59501	14 (35.6)	120	1400	12	Single	50/60	NEMA 5-15P	12 lbs (5.4 kg)

* Maximum pan diameter is provided as a guideline for achieving maximum performance. Other factors impact performance including pan construction material, the density and volume of the food in the pan, ambient temperature and food temperature.

Receptacle

www.vollrath.com

The Vollrath Company, L.L.C.

1236 North 18th Street
Sheboygan, WI 53081-3201 U.S.A.
Main Tel: 800.624.2051 or 920.457.4851
Main Fax: 800.752.5620 or 920.459.6573
Customer Service: 800.628.0830
Canada Customer Service: 800.695.8560

Technical Services

techservicereps@vollrathco.com
Induction Products: 800.825.6036
Countertop Warming Products: 800.354.1970
All Other Products: 800.628.0832



Outperform every day.™

Project:

Item Number:

Quantity:

SIGNATURE SERVER® COLD FOOD STATIONS WITH STAINLESS STEEL COUNTERS



Signature Server® Cold Food Station
with Stainless Steel Counters

DESCRIPTION

Signature Server® is the choice when functionality and modular ease of use are your top priorities. Signature Server® Serving Equipment is an industry standard, with updated features to better serve the operator.

FEATURES

- Vollrath's Signature Server® Cold Food Stations with Stainless Steel Counters are available in non-refrigerated and refrigerated models
- Reinforced stainless steel unibody construction provides extra durability in a lightweight, mobile base
- Base is 18-gauge 400 series stainless steel clad with black laminate. Optional colors and finishes are also available.
- Top is one-piece 18-gauge 300 series stainless steel
- Optional 14 gauge work surface available
- Well constructed of 18-gauge 300 series stainless steel
- Foamed-in-place polyurethane insulation
- R134A refrigerant
- Drain hose on operator side of base
- Heavy-duty 4" (10 cm) swivel casters with brakes
- 8 ft. (2.4 m) cord
- Non-refrigerated models are NSF2
- Refrigerated models are not NSF
- Storage not available on 46" models

Note: Signature Server® equipment orders cannot be cancelled or returned.

WARRANTY: All models shown come with Vollrath's standard warranty against defects in materials and workmanship. For full warranty details, please refer to www.Vollrath.com.

MODELS AND OPTIONS

Base					Options						
Length	Style	Height / Item No			Color (Black is standard)			Breath Guards	Lighting	Accessories	
		27 (69)	30 (76)	34 (86)	Matte Laminate	Wood Grain	Stainless Steel				
46" (117)	Non-Refrig	36243	36143	37043	36680	36687	36693	Choose from: Progressive, Contemporary, Traditional, Classic Cafeteria, Classic Economy Buffet, Access® and Classic Speed Serve. See Breath Guard spec sheets on vollrath.com for selection information.	Choose from: Incandescent, or fluorescent lights. See Breath Guard spec sheets on vollrath.com for selection information.	Choose from: Plate rests, cutting boards, end shelf, tray slides, storage modules, false bottoms, bag in box, stationary legs. See Accessories spec sheet on vollrath.com for selection information.	
	Refrig	36245	36145	37045							
60" (152)	Non-Refrig	36260	36160	37060	36681	36688	36694				
	Refrig	36265	36165	37065							
74" (188)	Non-Refrig	36270	36170	37070	36682	36689	36695				
	Refrig	36275	36175	37075							
88" (224)	Non-Refrig	—	—	98707	98835	98835	93836				
	Refrig	—	—	98708							

Use only Vollrath accessories, including breath guards. Vollrath is not responsible for the fit or installation of custom made accessories and components. Custom accessories and components may void agency listings.

Agency Certifications



Refrigerated models
are not NSF

Due to continued product improvement, please consult www.vollrath.com for current product specifications.

Approvals

Date

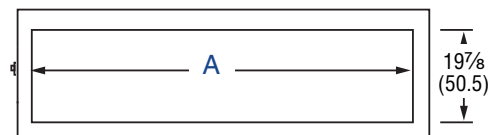


Outperform every day.™

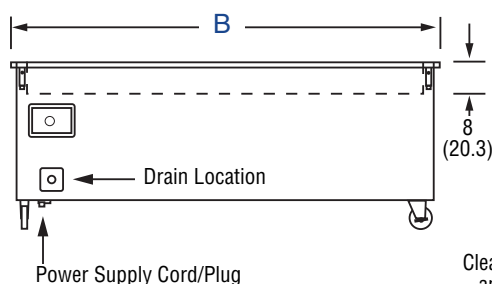
www.vollrath.com

The Vollrath Company, L.L.C.
 1236 North 18th Street
 Sheboygan, WI 53081-3201 U.S.A.
 Customer Service: 800.628.0830
 Canada Customer Service: 800.695.8560
 Main Fax: 800.752.5620 or 920.459.6573

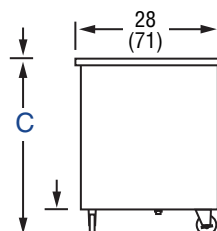
Technical Services: 800.628.0832
 Technical Services Fax: 920.459.5462

SIGNATURE SERVER® COLD FOOD STATIONS WITH STAINLESS STEEL COUNTERS**DIMENSIONS** (Shown in inches (cm))

Top View



Operator Side View



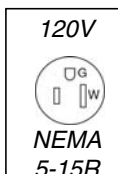
End View

Item No.		(A) Pan Length	(B) Overall Length	(B) Height
Non-Refrig	Refrig			
36243	36245	37 3/4 (95.9)	46 (117)	27 (69)
36143	36145			30 (76)
37043	37045			34 (86)
36260	36265	50 1/4 (127.6)	60 (152)	27 (69)
36160	36165			30 (76)
37060	37065			34 (86)
36270	36275	63 (160)	74 (188)	27 (69)
36170	36175			30 (76)
37070	37075			34 (86)
-	-	75 3/4 (192.4)	88 (224)	27 (69)
-	-			30 (76)
98707	98708			34 (86)

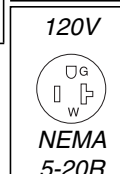
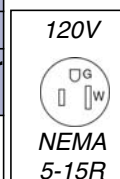
For breath guard and accessory dimensions, see the breath guard and accessory spec sheets on vollrath.com

NON-REFRIGERATED ELECTRICAL SPECIFICATIONS

Base Unit Voltage	Lighting Choice	Length / Total Amps				Plug
		46 (117)	60 (152)	74 (188)	88 (224)	
120	Fluorescent	0.6	0.5	0.5	0.3	NEMA 5-15P
	Incandescent	0.6	0.8	1	1.3	
	None	-	-	-	-	-

Receptacle**REFRIGERATED ELECTRICAL SPECIFICATIONS**

Base Unit Voltage	Lighting Choice	Length											
		46 (117)				60 (152)				74 (188)			
		Total Amps	Plug	Compressor (HP)		Total Amps	Plug	Compressor (HP)		Total Amps	Plug	Compressor (HP)	
120	Fluorescent	4.1	NEMA 5-15P	1/5		5.2	NEMA 5-15P	1/4		5.2	NEMA 5-15P	1/4	
	Incandescent	4.4				5.7				5.9			
	None	3.8				4.9				4.9			

Receptacles

Outperform every day.™

www.vollrath.com

The Vollrath Company, L.L.C.
1236 North 18th Street
Sheboygan, WI 53081-3201 U.S.A.
Customer Service: 800.628.0830
Canada Customer Service: 800.695.8560
Main Fax: 800.752.5620 or 920.459.6573

Technical Services: 800.628.0832
Technical Services Fax: 920.459.5462



Outperform every day.™

Project:

Item Number:

Quantity:

SIGNATURE SERVER® COUNTER ACCESSORIES AND OPTIONS



Signature Server® 4-Well Hot Food Station with optional: Access® Buffet Breath Guard with lights, storage, end shelf and plate rests.

Signature Server® Counter Accessories And Options

The Vollrath Company, L.L.C.

See Accessories and Options on the following pages for selection information.

Signature Server®		Counter Accessories and Options										
		Counter Accessories for Signature Server®						Options for Signature Server®				
		Tray Slide		Plate Rest	Cutting Board		End Shelf	Storage Module*	Bag in Box	Cash Drawer	False Bottom	Stationary Leg
		V-Rib	Tubular		Wood	Poly						
Hot Food Stations	3 Well	X	X	X	X	X	X	X	X	-	-	X
	4 Well	X	X	X	X	X	X	X	X	-	-	X
	5 Well	X	X	X	X	X	X	X	X	-	-	X
	6 Well	X	X	X	X	X	X	X	X	-	-	X
Hot/Cold Food Stations	74"	X	X	X	X	X	X	*	X	-	X	X
Cold Food Stations	46"	X	X	X	X	X	X	X	X	-	X	X
	60"	X	X	X	X	X	X	X	X	-	X	X
	74"	X	X	X	X	X	X	X	X	-	X	X
	88"	X	X	X	X	X	X	X	X	-	X	X
NSF7 Cold Food Stations	46"	X	X	X	X	X	X	*	X	-	X	X
	60"	X	X	X	X	X	X	*	X	-	X	X
	74"	X	X	X	X	X	X	*	X	-	X	X
	88"	X	X	X	X	X	X	*	X	-	X	X
Frost Top Stations	46"	X	X	X	X	X	X	*	X	-	-	X
	60"	X	X	X	X	X	X	*	X	-	-	X
	74"	X	X	X	X	X	X	*	X	-	-	X
	88"	X	X	X	X	X	X	*	X	-	-	X
Bain Marie Stations	46"	X	X	X	X	X	X	X	X	-	-	X
	60"	X	X	X	X	X	X	X	X	-	-	X
	74"	X	X	X	X	X	X	X	X	-	-	X
	88"	X	X	X	X	X	X	X	X	-	-	X
Beverage Counters	46"	X	X	X	X	X	X	X	X	-	-	X
	60"	X	X	X	X	X	X	X	X	-	-	X
	74"	X	X	X	X	X	X	X	X	-	-	X
Milk Stations	60"	X	X	X	X	X	X	-	-	-	-	X
	74"	X	X	X	X	X	X	-	-	-	-	X
Utility Stations	28"	X	X	X	X	X	-	-	X	-	-	X
	46"	X	X	X	X	X	X	X	X	-	-	X
	60"	X	X	X	X	X	X	X	X	-	-	X
	74"	X	X	X	X	X	X	X	X	-	-	X
	88"	X	X	X	X	X	X	X	X	-	-	X
Cashier Station		X	X	X	X	X	-	X	-	X	-	X
Entree Cart		X	X	X	X	X	-	-	X	-	-	X
Corner Stations		X	X	X	-	-	X	X	X	-	-	X
Tray and Flatware Cart		-	-	-	-	-	-	-	-	-	-	X

* Non-standard option. Contact Vollrath for availability. Not available on Signature Server Curved Bases.



Outperform every day.™

www.vollrath.com

The Vollrath Company, L.L.C.

1236 North 18th Street

Sheboygan, WI 53081-3201 U.S.A.

Main Tel: 800.624.2051 or 920.457.4851

Main Fax: 800.752.5620 or 920.459.6573

Customer Service: 800.628.0830

Canada Customer Service: 800.695.8560

Technical Services

techservicereps@vollrathco.com

Induction Products: 800.825.6036

Countertop Warming Products: 800.354.1970

All Other Products: 800.628.0832

SIGNATURE SERVER® COUNTER ACCESSORIES AND OPTIONS

COUNTER ACCESSORIES FOR SIGNATURE SERVER®

Tray Slide – V-Rib



- 400 Series stainless steel with 4 inverted “V” ribs.
- Bracket provides 4¾" (12.1 cm) tray slide height adjustment.
- Turned down flange is 12" (30.5 cm) wide with 1" (2.5 cm).
- Locking brackets on each end to join stations together.
- Adds 4" (10.2 cm) to width of unit in folded position.
- Removable for easy transport.

Width / Gauge / Item Number						
28" (71 cm)	46" (117 cm)	60" (152 cm)	74" (188 cm)	88" (224 cm)	Corner	
					Inside	Outside
18 Gauge						
37521	37522	37523	37524	98831	37519	37520
14 Gauge						
N/A	270280114-2	270290114-2	270300114-2	270310114-2	N/A	N/A

Tray Slide – Tubular



- 300 Series stainless steel.
- Bracket provides 4¾" (12.1 cm) tray slide height adjustment.
- Turned down flange is 12" (30.5 cm) wide with 1" (2.5 cm).
- Locking brackets on each end to join stations together.
- Adds 4" (10.2 cm) to width of unit in folded position.
- Removable for easy transport.

Width / Gauge / Item Number						
28" (71 cm)	46" (117 cm)	60" (152 cm)	74" (188 cm)	88" (224 cm)	Corner	
					Inside	Outside
18 Gauge						
9882001	9882003	9882004	9882005	9882006	9882007	9882008

Plate Rest



- 18-gauge 400 series stainless steel with fold-down style mounting bracket.
- Turned down flange is 7" (17.8 cm) wide with 1" (2.5 cm).
- Locking brackets on each end to join stations together.
- Adds 4" (10.2 cm) to width of unit in folded position.
- Removable without tools for easy transport.
- NSF

Width / Item Number						
28" (71 cm)	46" (117 cm)	60" (152 cm)	74" (188 cm)	88" (224 cm)	Corner	
					Inside	Outside
37511	37512	37513	37514	98829	37509	37510

Cutting Board – Wood



- Maple construction with fold-down style mounting brackets.
- Turned down flange is 8" (20.3 cm) wide with 1" (2.5 cm).
- Adds 4" (10.2 cm) to width of unit in folded position.

Width / Item Number					
28" (71 cm)	46" (117 cm)	60" (152 cm)	74" (188 cm)	88" (224 cm)	Corner
N/A	37551	37552	37553	98851	N/A

Cutting Board – Poly



- Polyethylene construction with fold-down style mounting brackets.
- Turned down flange is 8" (20.3 cm) wide with 1" (2.5 cm).
- Adds 4" (10.2 cm) to width of unit in folded position.

Width / Item Number					
28" (71 cm)	46" (117 cm)	60" (152 cm)	74" (188 cm)	88" (224 cm)	Corner
N/A	37561-2	37562	37563	98852	N/A

End Shelf



- 400 Series stainless steel with fold-down style mounting bracket.
- 18" x 28" (46 x 71 cm). 40 lb. (18.2 kg) capacity.
- Adds 4½" (11.4 cm) to length of unit in folded position.
- Must be factory installed.
- Not recommended for attachment to entree cart, cashier station or 28" utility station.
- NSF

Item Number
37570

SIGNATURE SERVER® COUNTER ACCESSORIES AND OPTIONS**OPTIONS FOR SIGNATURE SERVER®****Storage Module**

- 400 Series stainless steel and formed to allow flange to fit over exterior surface of server base.
- Doors are stainless steel, clad with black laminate or optional finish.
- With doors includes key lock.
- Opening height of module is 16½" (42 cm).
- Depth is 25½" (64.8 cm).
- Not available on Signature Server® curved bases.
- NSF.

Fits	Width In (CM)	With Doors	Without Door
3-Well Hot, 60" Cold, 46" Beverage	24 (61)	36930	36931
4-Well Hot, 46" Utility, 74" Cold, 60" Beverage	36 (91.4)	36936	36937
5-Well Hot, 60" Utility, 74" Beverage	50 (127)	36938	36939
6-Well Hot, 74" Utility	64 (162.6)	36940	36941
88" Utility	64 (162.6)	36938-2	36939-2

Bag in Box

- Available in stainless steel or galvanized shelf options.
- Stainless steel door frame.
- Open storage without doors provides easy access.
- Access Concept Configurator™ at www.vollrath.com for a full list of accessories, including intermediate shelves.

Material	28" (71 cm)	46" (117 cm)	60" (152 cm)	74" (188 cm)	88" (224 cm)
Stainless Steel	N/A	36981	36983	36985	98790

Cash Drawer

Cash Drawer	
Drawer - steel, black powder coat finish (15¾ x 16¾ x 4½)	36945
Duplex Receptacle, 120V AC, 10A	36946

False Bottoms

- 18 gauge 400 Series stainless steel.
- Helps maintain ice longer.
- Sits 1" (2.5 cm) above well bottom.
- Perforated for easy draining.

Hot/Cold Food Stations	Cold Food Stations			
	46" (117 cm)	60" (152 cm)	74" (188 cm)	88" (224 cm)
36913	36914	36915	36916	98855-2

Stationary Legs

- Constructed of plated metal.
- Threaded insert with height adjustment of 1" (2.54 cm).

Leg	
Adjustable 4"- 5"	36921
4" Leg	2897451-2
6" Leg	2897452-2

Due to continued product improvement, please consult www.vollrath.com for current product specifications.

WARRANTY: All models shown come with Vollrath's standard warranty against defects in materials and workmanship. For full warranty details, please refer to www.Vollrath.com.

Approvals**Date**

SIGNATURE SERVER® COUNTER ACCESSORIES AND OPTIONS**NOTES:**

Outperform every day.™

www.vollrath.com**The Vollrath Company, L.L.C.**

1236 North 18th Street
Sheboygan, WI 53081-3201 U.S.A.
Main Tel: 800.624.2051 or 920.457.4851
Main Fax: 800.752.5620 or 920.459.6573
Customer Service: 800.628.0830
Canada Customer Service: 800.695.8560

Technical Services

techservicereps@vollrathco.com
Induction Products: 800.825.6036
Countertop Warming Products: 800.354.1970
All Other Products: 800.628.0832