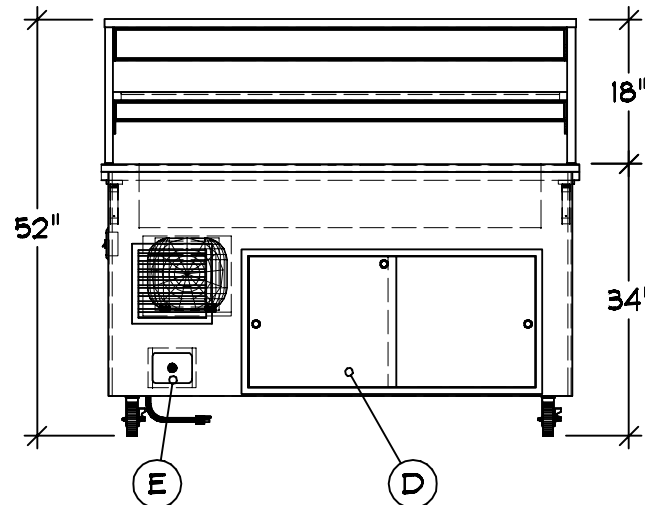
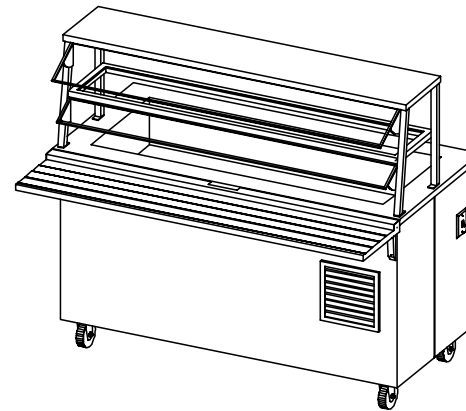
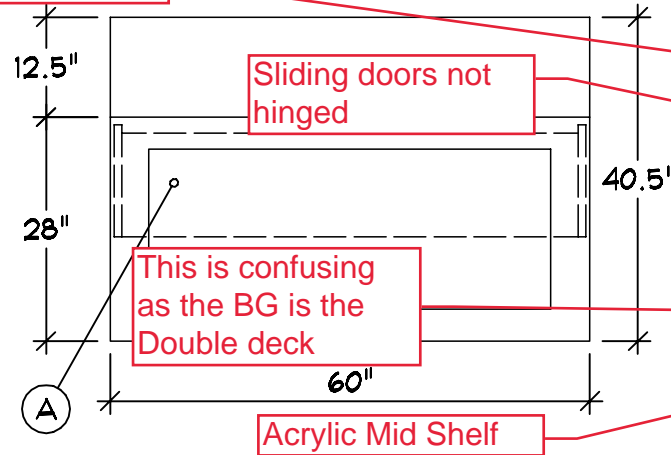


5" casters



Server 1 | Qty 1
Cold Food Counter
A Integrated 4 Pan Cold Well
B Casters : 4" (2) w/Brakes
C Customer Side V Rib Tray
Slide w/ Lift-off Brackets
D Storage Module w/ Hinged
Doors And Lock
E Drain : 1\2" w/ Ball Valve
F Classic Breath Guard

Single Side Display
Double Deck
Full Width S-S
*** GLASS MID SHELF
*** Does Not Meet Current
NSF Standards

Finishes And Materials
Top : ** 14 Ga SST
Body : ** 18 Ga SST
Trim : Standard SST
Tray Rail : ** 14 Ga SST
Storage Door : To Match Base
Breath Grd : Polished SST

VOLTS 120 60 ELECTRICAL
Ø 1 1\4 NEMA 5-15
7.8 A

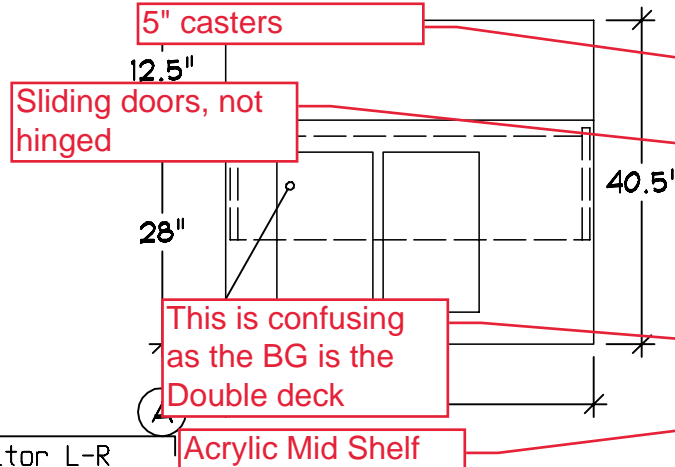
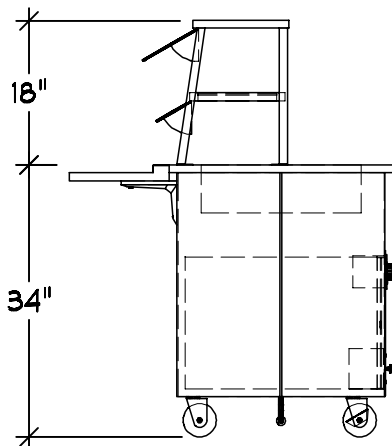
PLUMBING CW: -
HW: -
WASTE: (1) Ø.5" INDIRECT
LANDC

LANDMARK CREDIT UNION



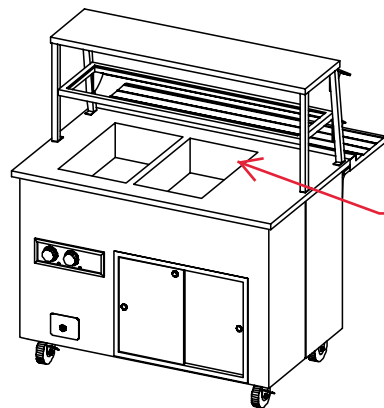
THE VOLLRATH CO., LLC

06-03-22
COPYRIGHT 2022
SHEBOYGAN, WI

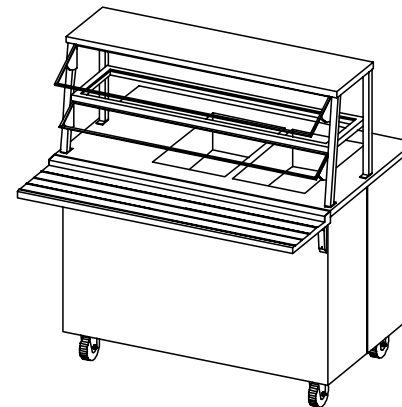


- Server 2 | Qty 1
 Hot Food Counter
 A Custom Configuration
 B Casters : 4" (2) w/Brakes
 C Customer Side V Rib Tray
 Slide w/ Lift-off Brackets
 D Storage Module w/ Hinged
 Doors And Lock
 E Controls : Infinite Panel
 F Drain : 1 1/2" w/ Ball Valve
 G Classic Breath Guard
- Single Side Display
 Double Deck
 Full Width S-S
 *** GLASS MID SHELF
 *** Does Not Meet Current
 NSF Standards

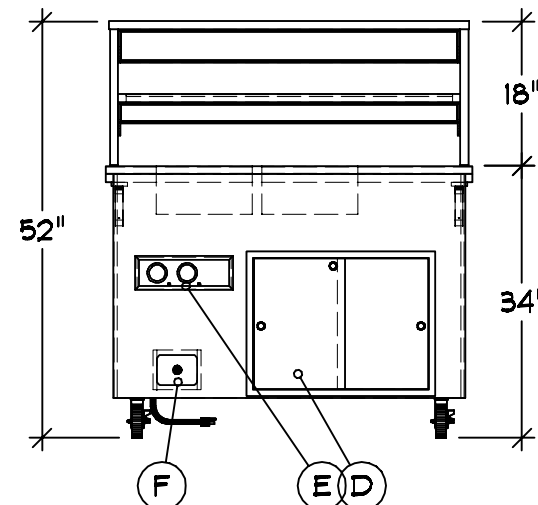
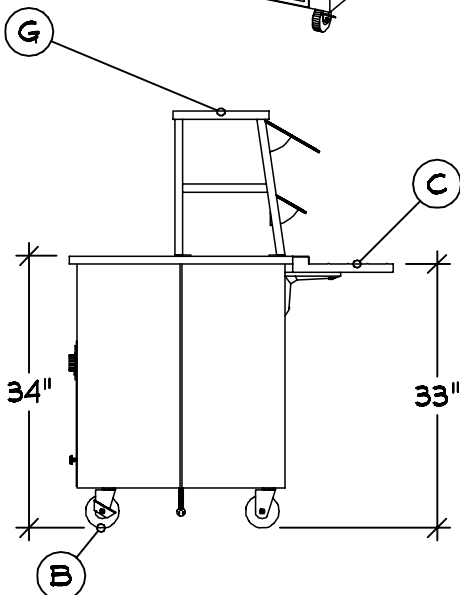
A Top Layout Operator L-R
 Open Work Top
 (2) Integrated Wet Hot Wells
 625 Watt Wells
 Open Work Top



Please center the
 wells



Finishes And Materials
 Top : ** 14 Ga SST
 Body : ** 18 Ga SST
 Trim : Standard SST
 Tray Rail : ** 14 Ga SST
 Storage Door : To Match Base
 Breath Grd : Polished SST



VOLTS 120 60 ELECTRICAL
 1 1/2 NEMA 5-15
 10.4 A

PLUMBING CW: -
 HW: -
 WASTE: (1) 0.5" INDIRECT
 LANDC

LANDMARK CREDIT UNION



06-03-22
 COPYRIGHT 2022
 SHEBOYGAN, WI

THE VOLLRATH CO., LLC

GENERAL NOTES - PLEASE READ

CONFIGURATION:

THESE DRAWINGS ARE TO BE USED IN CONJUNCTION WITH THE PREPARED QUOTATION AND MUST BE RECONCILED PRIOR TO RELEASE FOR FABRICATION.

DIMENSIONS:

ALL DIMENSIONS SHOWN ARE $\pm 1/4"$

CONNECTIONS:













ALL PIPING, FITTINGS, AND INTERCONNECTION SERVICES SHOWN ARE TO BE SUPPLIED AND INSTALLED BY LICENSED CONTRACTORS IN ACCORDANCE WITH ALL LOCAL CODES.

BY OTHERS:

VERIFY ALL EQUIPMENT LISTED AS BY OTHERS FOR SIZE AND MECHANICAL SERVICE REQUIREMENTS.

NOTE:

IN LINE WITH THE POLICY TO CONTINUALLY IMPROVE ITS PRODUCTS, THE MANUFACTURE RESERVES THE RIGHT TO CHANGE MATERIALS AND SPECIFICATIONS WITHOUT NOTICE.

	CONNECTION POINT
	COLD WATER
	HOT WATER
	HOT + COLD WATER
	DRAIN
	POWER
	SWITCH
	CORD SET
	CONV OUTLET RECP
	DUPLEX RECPTACLE
	SINGLE RECPTACLE
	REFRIGERATION



CONFIDENTIAL DESIGN

The Vollrath Company, L.L.C. ("Vollrath") considers this new design proprietary and confidential. Due to the existing relationship of trust and good faith between Vollrath and Recipient, Vollrath is providing this proprietary and confidential design and related information to Recipient with the understanding that Recipient will maintain such design and information in secrecy and will not directly or indirectly use, disseminate, or otherwise disclose this proprietary and confidential information to any outside person or organization without the express written prior consent of The Vollrath Company, L.L.C.

06-03-2022

06-03-2022 : 08:21:03a

06-03-2022 : 08:27:04a

06-03-2022 : 08:28:51a

LANDC

LANDMARK CREDIT UNION



THE VOLLRATH CO., LLC

06-03-22

COPYRIGHT 2022
SHEBOYGAN, WI