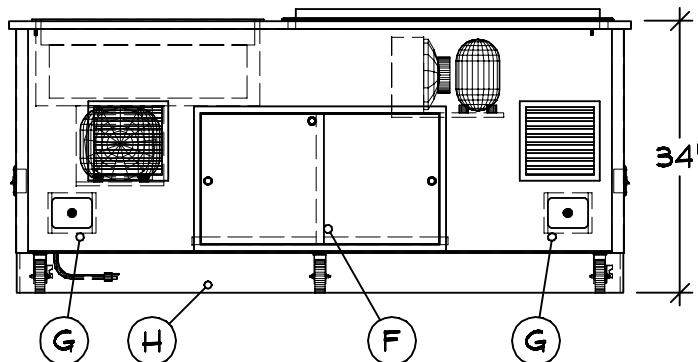
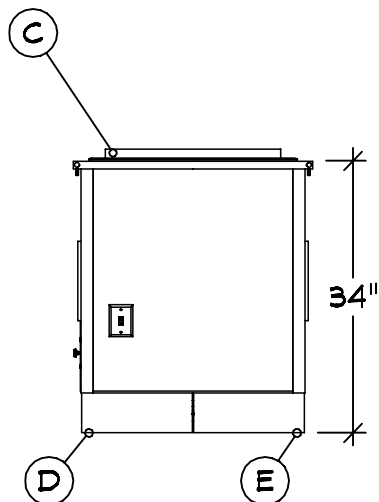
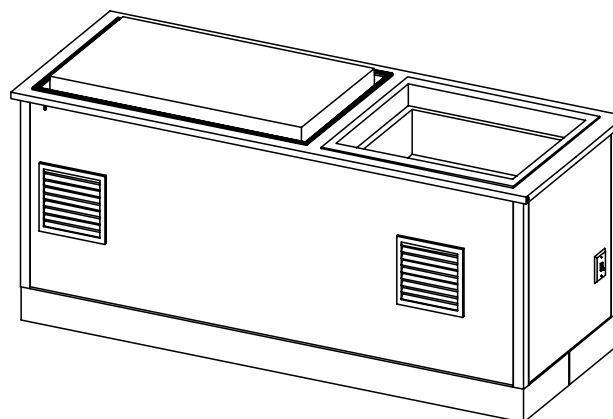
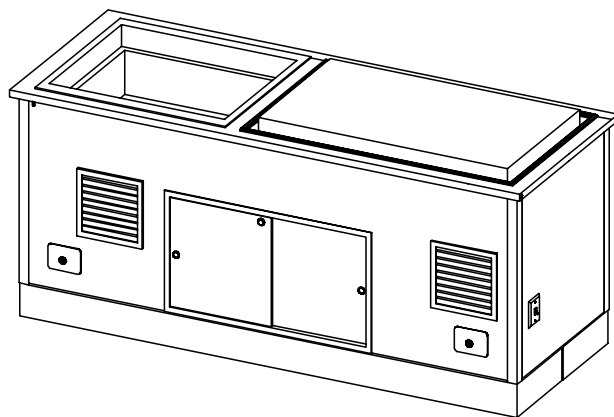


- A Top Layout Operator L-R
 (1) 2 Pan Drop-in NSF7 Cold Well
 (1) 3 Pan Drop-in Frost Top



Server 1 | Qty 1
 Utility Counter
 A Custom Configuration
 B Custom Counter Width & Depth
 C Line Up Locks
 D Casters : 4" (2) w/Brakes
 E SST Toe Kick
 F Storage Shelf w/ Bypass Sliding Doors And Lock
 G SST Skirting All Sides
 H Drain : 1 1/2" w/ Ball Valve

Finishes And Materials

Top : ** 14 Ga SST
 Body : ** Graphics
 ** Laminate
 Trim : Standard SST
 Storage Door : To Match Base
 Skirt : 18 Ga SST
 Graphics : 1 Side

VOLTS 120 60 ELECTRICAL
 0 1 11.3A 1/2 1 NEMA 5-15

Equipment Voltage L1Amp

Cold Well 120 3.5

Frost Top 120 7.8

Total Amps 11.3

PLUMBING CW: -
 HW: -
 WASTE: (2) 0.5" INDIRECT

FTEAM

WASHINGTON FOOTBALL TEAM

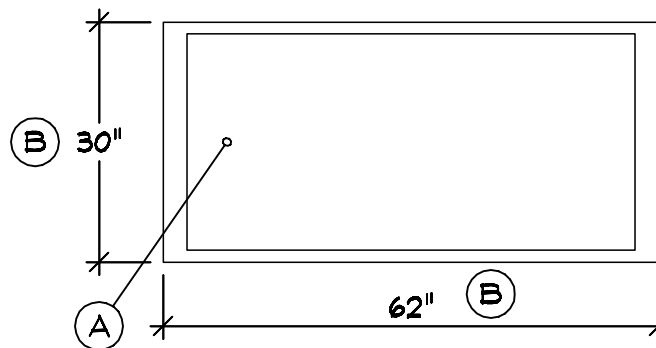
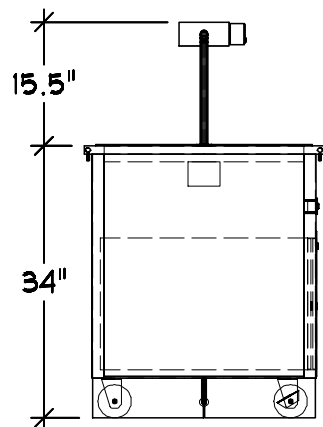


02-02-22

COPYRIGHT 2022

THE VOLLRATH CO., LLC

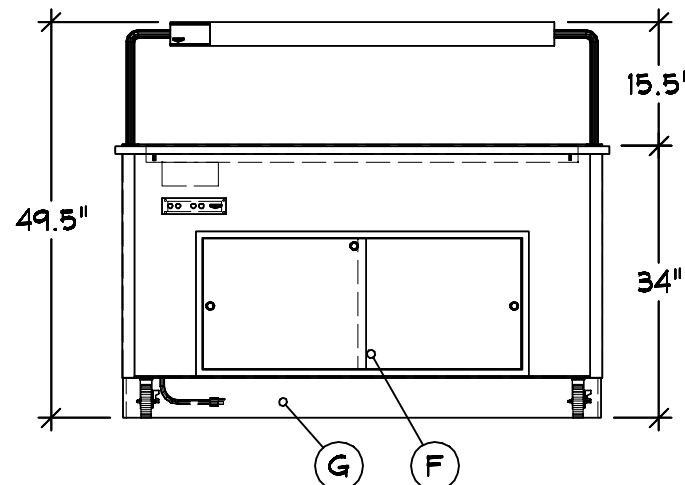
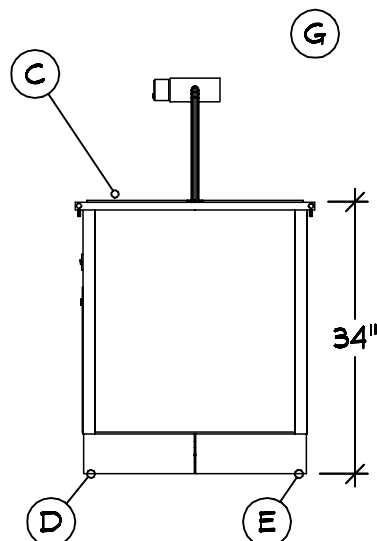
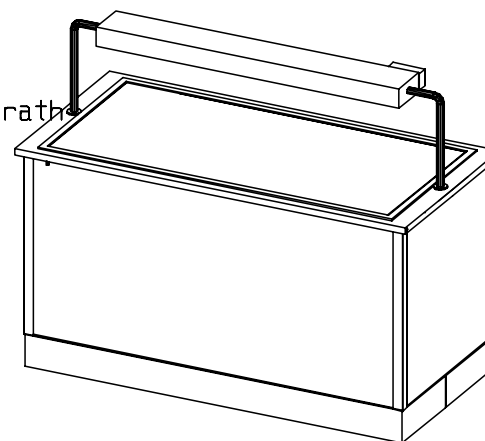
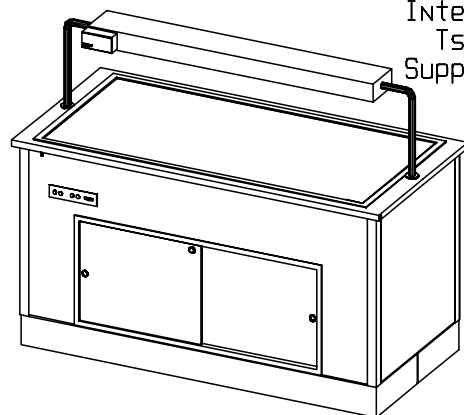
SHEBOYGAN, WI



A Top Layout Operator L-R

Integrated Hot Display Shelf
Tstat Controls

Supplied And Installed By Vollrath



Server 2 | Qty 1
Utility Counter
A Custom Configuration
B Custom Counter Width & Depth
C Line Up Locks
D Casters : 4" (2) w/Brakes
E Skirt : SST Toe Kick Alls
F Storage Module w/ Bypass Doors And Lock
G Heat Strip
Cayenne Heat Strip
Counter Mounted

Finishes And Materials

Top : ** 14 Ga SST
Body : ** Graphics
** Laminate
Trim : Standard SST
Skirt : 18 Ga SST
Heated Shelf : Black Hardcoat
Storage Door : To Match Base
Graphics : 1 Side

VOLTS 120
ø 1
16.5 A

ELECTRICAL
NEMA 5-30

Equipment Voltage LI Amp		
Heated Shelf	120	5.9
Heat Strip	120	9.2
Light	120	1.4
Total Amps	16.5	

FTEAM

WASHINGTON FOOTBALL TEAM



THE VOLLRATH CO., LLC

02-02-22
COPYRIGHT 2022
SHEBOYGAN, WI

GENERAL NOTES - PLEASE READ

CONFIGURATION:

THESE DRAWINGS ARE TO BE USED IN CONJUNCTION WITH THE PREPARED QUOTATION AND MUST BE RECONCILED PRIOR TO RELEASE FOR FABRICATION.

DIMENSIONS:

ALL DIMENSIONS SHOWN ARE $\pm 1/4"$

CONNECTIONS:













ALL PIPING, FITTINGS, AND INTERCONNECTION SERVICES SHOWN ARE TO BE SUPPLIED AND INSTALLED BY LICENSED CONTRACTORS IN ACCORDANCE WITH ALL LOCAL CODES.

BY OTHERS:

VERIFY ALL EQUIPMENT LISTED AS BY OTHERS FOR SIZE AND MECHANICAL SERVICE REQUIREMENTS.

NOTE:

IN LINE WITH THE POLICY TO CONTINUALLY IMPROVE ITS PRODUCTS, THE MANUFACTURE RESERVES THE RIGHT TO CHANGE MATERIALS AND SPECIFICATIONS WITHOUT NOTICE.

	CONNECTION POINT
	COLD WATER
	HOT WATER
	HOT + COLD WATER
	DRAIN
	POWER
	SWITCH
	CORD SET
	CONV OUTLET RECP
	DUPLEX RECPTACLE
	SINGLE RECPTACLE
	REFRIGERATION



CONFIDENTIAL DESIGN

The Vollrath Company, L.L.C. ("Vollrath") considers this new design proprietary and confidential. Due to the existing relationship of trust and good faith between Vollrath and Recipient, Vollrath is providing this proprietary and confidential design and related information to Recipient with the understanding that Recipient will maintain such design and information in secrecy and will not directly or indirectly use, disseminate, or otherwise disclose this proprietary and confidential information to any outside person or organization without the express written prior consent of The Vollrath Company, L.L.C.

02-02-2022

02-02-2022 : 08:18:28a

02-02-2022 : 02:20:11p

FTEAM

WASHINGTON FOOTBALL TEAM



THE VOLLRATH CO., LLC

02-02-22

COPYRIGHT 2022
SHEBOYGAN, WI