

CEC CASTLE ROCK

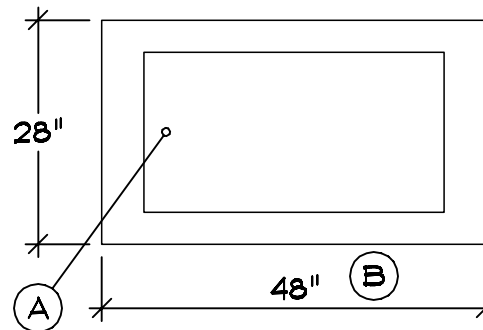
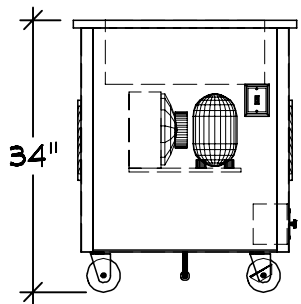


THE VOLLRATH CO., LLC

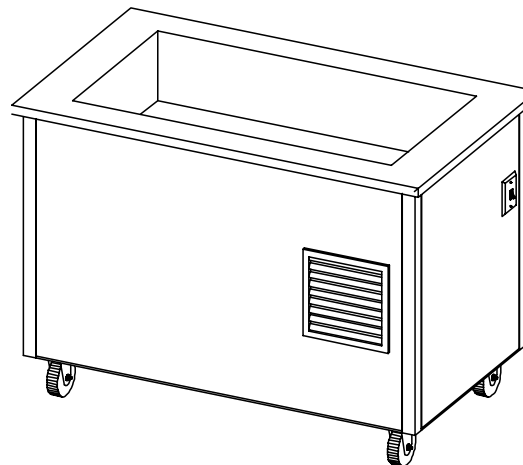
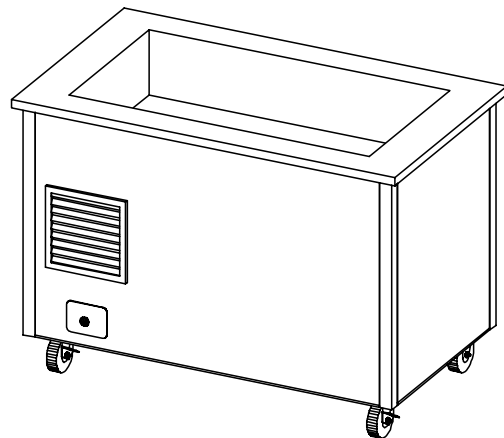
04-26-21

COPYRIGHT 2021

SHEBOYGAN, WI

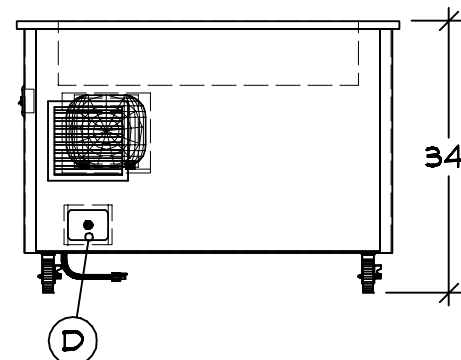
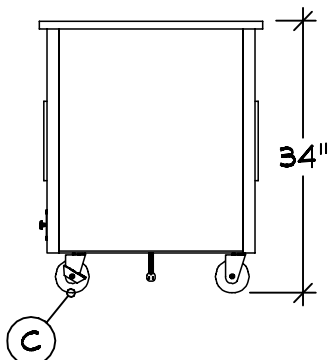


A Top Layout Operator L-R
(1) 3 Pan Integrated Cold Well
Centered S-S in 48" Cart



Server 1 | Qty 1 | Item 6
Cold Food Counter
A Custom Configuration
B Custom Counter Width
C Casters : 4" (2) w/Brakes
D Drain : 1\2" w/ Ball
Valve, 36" Long Drain Hose

Finishes And Materials
Top : ** 14 Ga SST
Body : Std Black
Trim : Standard SST



VOLTS 120 60 ELECTRICAL
Ø 1 1/2 NEMA 5-15
3.5 A

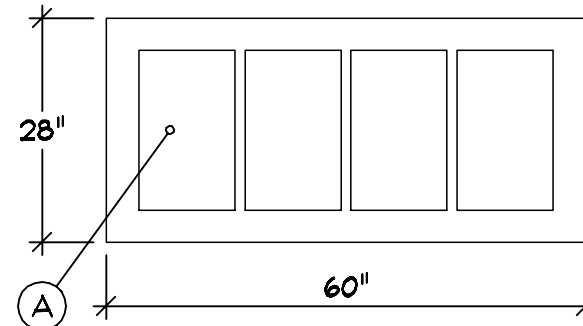
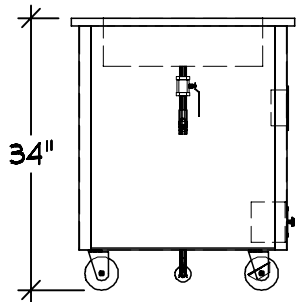
PLUMBING CW: -
HW: -
WASTE: (1) Ø.5" INDIRECT

CEC CASTLE ROCK

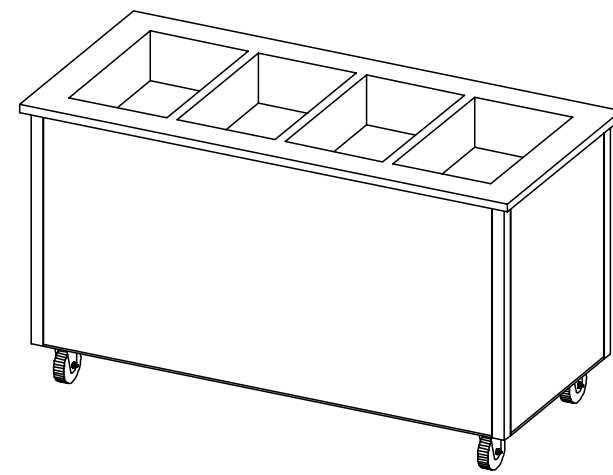
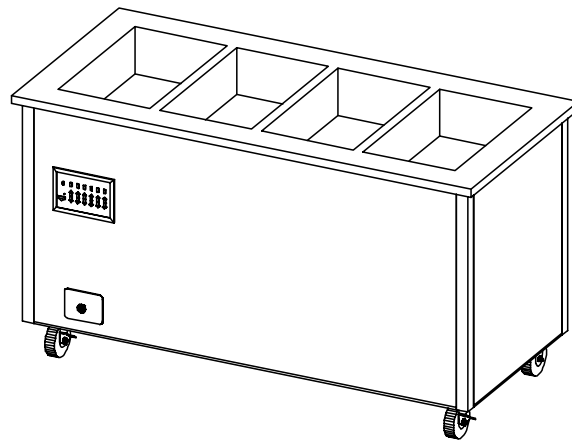
VOLLRATH

THE VOLLRATH CO., LLC

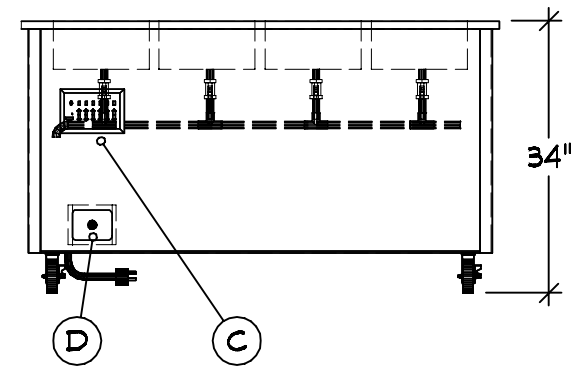
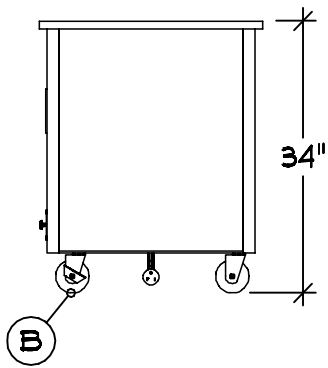
04-26-21
COPYRIGHT 2021
SHEBOYGAN, WI



Server 2 | Qty 1 | Item 7
 Hot Food Counter
 A 4 Individual Wet Hot Wells
 B Casters : 4" (2) w/Brakes
 C Controls : Touch Temp
 D Drain : 1½" w/ Ball Valve, 36" Long Drain Hose



Finishes And Materials
 Top : ** 14 Ga SST
 Body : Std Black
 Trim : Standard SST



VOLTS	208	60	ELECTRICAL
	Ø 1		
	12.ØA	— —	NEMA 6-15
PLUMBING	CW: -		
	HW: -		
	WASTE: (1) Ø.5"		INDIRECT

CEC CASTLE ROCK
VOLLRATH
 04-26-21
 COPYRIGHT 2021
 THE VOLLRATH CO., LLC SHEBOYGAN, WI

GENERAL NOTES - PLEASE READ

CONFIGURATION:

THESE DRAWINGS ARE TO BE USED IN CONJUNCTION WITH THE PREPARED QUOTATION AND MUST BE RECONCILED PRIOR TO RELEASE FOR FABRICATION.

DIMENSIONS:

ALL DIMENSIONS SHOWN ARE $\pm 1/4"$

CONNECTIONS:













ALL PIPING, FITTINGS, AND INTERCONNECTION SERVICES SHOWN ARE TO BE SUPPLIED AND INSTALLED BY LICENSED CONTRACTORS IN ACCORDANCE WITH ALL LOCAL CODES.

BY OTHERS:

VERIFY ALL EQUIPMENT LISTED AS BY OTHERS FOR SIZE AND MECHANICAL SERVICE REQUIREMENTS.

NOTE:

IN LINE WITH THE POLICY TO CONTINUALLY IMPROVE ITS PRODUCTS, THE MANUFACTURE RESERVES THE RIGHT TO CHANGE MATERIALS AND SPECIFICATIONS WITHOUT NOTICE.

	CONNECTION POINT
	COLD WATER
	HOT WATER
	HOT + COLD WATER
	DRAIN
	POWER
	SWITCH
	CORD SET
	CONV OUTLET RECP
	DUPLEX RECPTACLE
	SINGLE RECPTACLE
	REFRIGERATION



CONFIDENTIAL DESIGN

The Vollrath Company, L.L.C. ("Vollrath") considers this new design proprietary and confidential. Due to the existing relationship of trust and good faith between Vollrath and Recipient, Vollrath is providing this proprietary and confidential design and related information to Recipient with the understanding that Recipient will maintain such design and information in secrecy and will not directly or indirectly use, disseminate, or otherwise disclose this proprietary and confidential information to any outside person or organization without the express written prior consent of The Vollrath Company, L.L.C.

04-21-2020

04-21-2020 : 06:03:47a

04-21-2020 : 08:35:51a

04-21-2020 : 08:37:20a

04-26-2021 : 01:51:27p

04-26-2021 : 01:52:22p

04-26-2021 : 01:54:01p

CEC CASTLE ROCK



THE VOLLRATH CO., LLC

04-26-21

COPYRIGHT 2021
SHEBOYGAN, WI