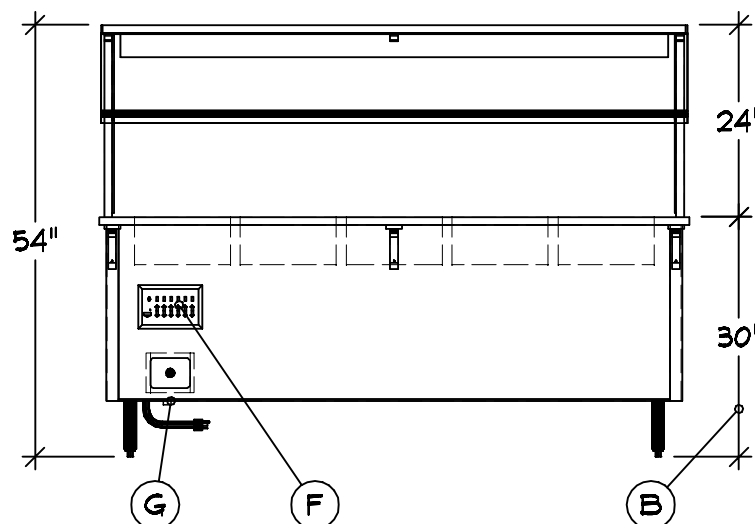
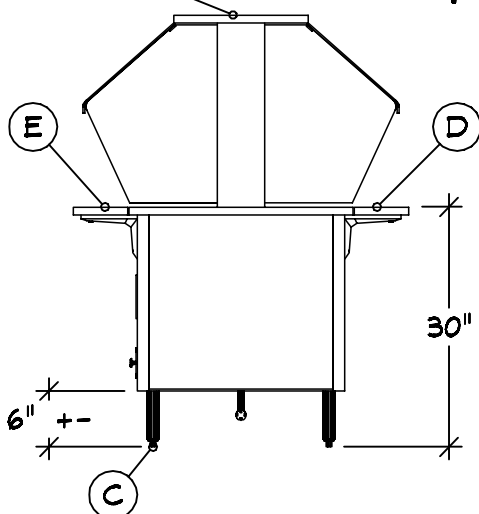
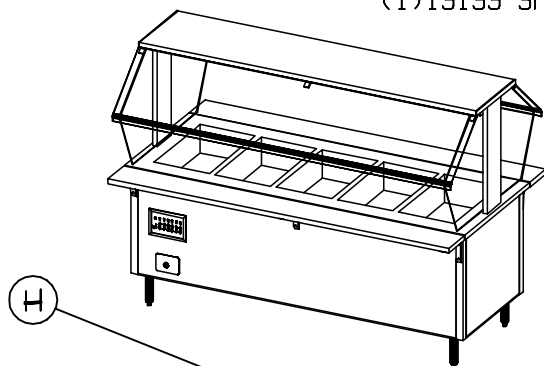
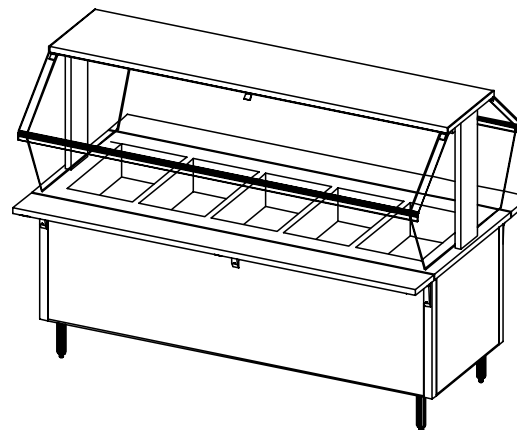
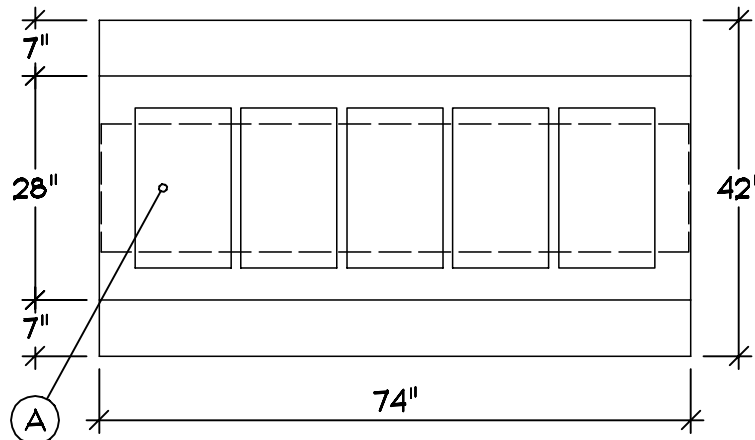


A Top Layout Operator L-R

(5) Integrated Wet Hot Wells
625 Watt / Per Well
(1) 19199 Sheet Pan Adapter



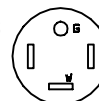
Server 42 1 Qty 1
Hot Food Counter
A 5 Individual Wet Hot Wells
B Custom Counter Height
C Legs : 6" Adjustable
D Customer Side Plate Rest
w/ Lift-off Bracket 30" AFF
E Operator Side Plate Rest
w/ Lift-off Bracket 30" AFF
F Controls : Touch Temp
G Drain : 1/2" Drain With
Ball Valve, Extend Copper
Drain Pipe Thru Bottom Of
Base
H Access Breath Guard
NSF Double Side Buffet
With Adjustable Height Frame
Full Width S-S
Fluorescent Lights
On Board Switch
End Panels Both Sides

Finishes And Materials

Top : 16 Ga SST
Body : TBD BY
ARCHITECT
Trim : Standard SST
Plate Rest : 18 Ga SST
Breath Grd : SST Frame, Top
Shelf To Match Body

VOLTS 120/208

Ø 1
15.3A



ELECTRICAL
NEMA 14-20

PLUMBING CW: -
HW: -
WASTE: (1) Ø.5" INDIRECT

MPLW2

MAPLEWOOD SCHOOL - 2

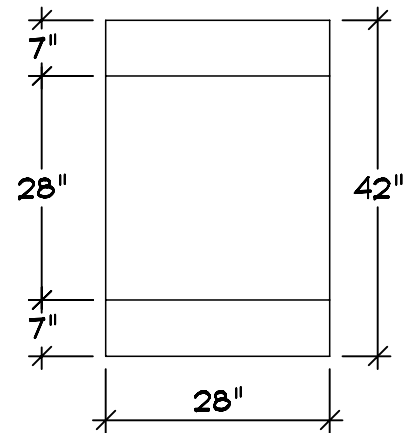
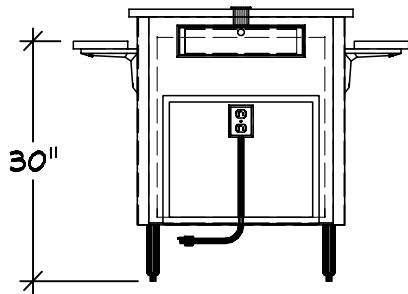


11-06-21

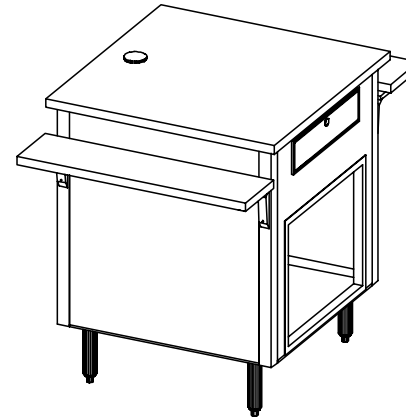
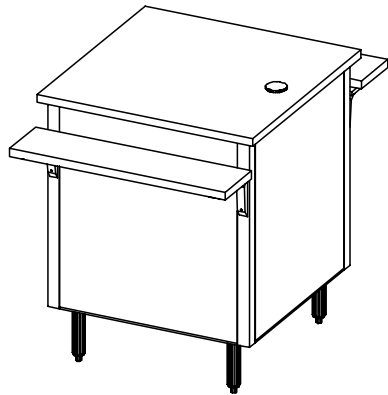
COPYRIGHT 2021

THE VOLLRATH CO., LLC

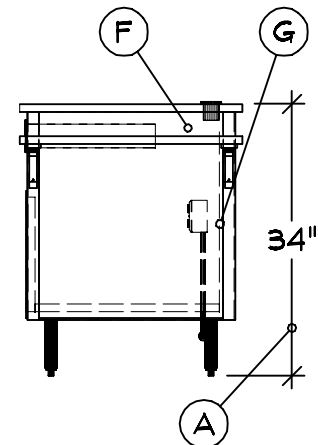
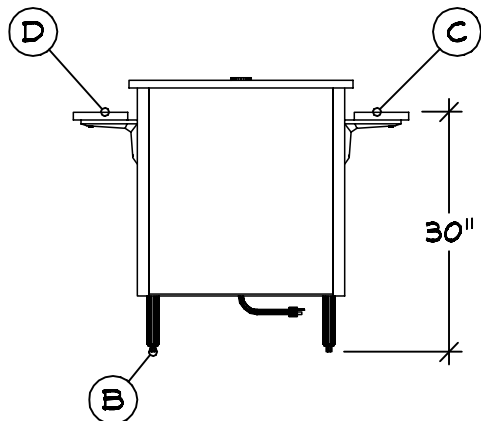
SHEBOYGAN, WI



Server 41 : Qty 1
 Utility Counter
 A Custom Counter Height
 B Legs : 6" AdJustable
 C Customer Side Plate Rest
 w/ Lift-off Bracket, 30"
 AFF
 D Operator Side Plate Rest
 w/ Lift-off Bracket, 30"
 AFF
 E End Oriented Cashier
 Opening
 F Cash Drawer
 G Receptacle And Cord
 Grommet



Finishes And Materials
 Top : 16 Ga SST
 Body : Formica D504
 Trim : Standard SST
 Plate Rest : 18 Ga SST



VOLTS 120
 1
 10.0 Max A

60
 1
 1

ELECTRICAL
 NEMA 5-15

MPLW2

MAPLEWOOD SCHOOL - 2



THE VOLLRATH CO., LLC

11-06-21
 COPYRIGHT 2021
 SHEBOYGAN, WI

GENERAL NOTES - PLEASE READ

CONFIGURATION:

THESE DRAWINGS ARE TO BE USED IN CONJUNCTION WITH THE PREPARED QUOTATION AND MUST BE RECONCILED PRIOR TO RELEASE FOR FABRICATION.

DIMENSIONS:

ALL DIMENSIONS SHOWN ARE $\pm 1/4"$

CONNECTIONS:













ALL PIPING, FITTINGS, AND INTERCONNECTION SERVICES SHOWN ARE TO BE SUPPLIED AND INSTALLED BY LICENSED CONTRACTORS IN ACCORDANCE WITH ALL LOCAL CODES.

BY OTHERS:

VERIFY ALL EQUIPMENT LISTED AS BY OTHERS FOR SIZE AND MECHANICAL SERVICE REQUIREMENTS.

NOTE:

IN LINE WITH THE POLICY TO CONTINUALLY IMPROVE ITS PRODUCTS, THE MANUFACTURE RESERVES THE RIGHT TO CHANGE MATERIALS AND SPECIFICATIONS WITHOUT NOTICE.

	CONNECTION POINT
	COLD WATER
	HOT WATER
	HOT + COLD WATER
	DRAIN
	POWER
	SWITCH
	CORD SET
	CONV OUTLET RECP
	DUPLEX RECPTACLE
	SINGLE RECPTACLE
	REFRIGERATION



CONFIDENTIAL DESIGN

The Vollrath Company, L.L.C. ("Vollrath") considers this new design proprietary and confidential. Due to the existing relationship of trust and good faith between Vollrath and Recipient, Vollrath is providing this proprietary and confidential design and related information to Recipient with the understanding that Recipient will maintain such design and information in secrecy and will not directly or indirectly use, disseminate, or otherwise disclose this proprietary and confidential information to any outside person or organization without the express written prior consent of The Vollrath Company, L.L.C.

04-02-2021

04-02-2021 : 12:59:35p

07-21-2021 : 10:49:07a

09-30-2021 : 03:31:12p

11-06-2021 : 07:43:02a

MPLW2

MAPLEWOOD SCHOOL - 2



THE VOLLRATH CO., LLC

11-06-21

COPYRIGHT 2021
SHEBOYGAN, WI